

TBI BANK EAD

ANNUAL SEPARATE FINANCIAL STATEMENTS

PREPARED IN ACCORDANCE WITH

INTERNATIONAL FINANCIAL REPORTING STANDARDS,

AS ADOPTED FOR USE IN THE EUROPEAN UNION

31 DECEMBER 2018

Financial statements in English are translation from the original in Bulgarian. This version of the financial statements is a translation from the original, which was prepared in Bulgarian. All possible care has been taken to ensure that the translation is an accurate representation of the original. However, in all matters of interpretation of information, views or opinions, the original language version of the report takes precedence over this translation.

Contents

Annual management report	i-xii
Corporate governance declaration	xiii-xix
Non-financial declaration	
Independent auditors' report	1
Separate statement of comprehensive income	10-11
Separate statement of financial position	12
Separate statement of changes in equity	13
Separate Statement of cash flows	14-15
Notes to the separate financial statements	16-103

Annual Management Report of TBI Bank EAD

TBI Bank EAD (the Bank) is a member of 4 Finance Group, which as at 31 December 2018 holds 100% (81,600,000 shares) of the Bank's capital through TBIF Financial Services B.V. TBI Bank EAD offers a wide range of banking services to local and foreign customers through its Head office in Sofia, the branch in Bucharest, 176 offices and outsourced working stations serviced by 993 employees (2017: 856 employees).

The Bank operates in Bulgaria through its Head office and in Romania through a branch registered in October 2012 on the basis of the single European passport. The subsidiaries of the company are providing non-banking financial services through the existing office network, with a key focus on servicing individuals and small and medium-sized enterprises.

The Bank provides investment intermediary services, in accordance with the provisions of the Public Offering of Securities Act (POSA). As an investment intermediary, the Bank meets certain requirements for the protection of customers' interests, in accordance with the Markets in Financial Instruments Act (MFIA), Ordinance No 38 and Ordinance No 58, issued by the Financial Supervision Commission (FSC). The Bank has established an organizational structure which is applied in relation to the conclusion and execution of contracts with customers, the requirements for the disclosure and use of customer information, the record keeping and the protection and safekeeping of customers' assets, all in accordance with the regulatory framework and in particular, with the requirements of Ordinance No 38, Articles 28-31I, and Ordinance No 58. The Bank has developed internal control rules and procedures to ensure compliance with the regulatory framework applicable to the activity.

TBI Bank EAD has a two-tier management structure. All members of the Supervisory and Management Boards meet the requirements of the Law on Credit Institution and Regulation 20 of BNB, and have been explicitly approved by the Central Bank. TBI Bank EAD has a functioning Audit Committee, the structure of which is compliant to the requirements of the Independent Financial Audit Act.

TBI Bank EAD is the owner, as at 31 December 2018, of TBI CREDIT IFN S.A., Romania, and TBI Leasing IFN S.A., Romania (the Group), and there is no change in the subsidiaries compared to 31 December 2017.

TBI Bank EAD holds a well-diversified customer portfolio. The strategy adopted, which is focused on increased lending to individuals, predetermines the significant increase in the loan portfolio, for the years 2017 and 2018. Although the newly attracted deposit resources are characterised with a decreasing cost, the profitability of the Bank remains stable. The maintenance of stable liquidity levels is of great importance. Despite the expansion of the Bank's activity and the sharp increase in its lending operations, the Bank maintains adequate levels of liquidity.

In 2018, TBI Bank EAD generated net interest income of BGN 121,269 thousand, or a 50.19 % increase compared to 2017 thanks to the exponential growth in the loan portfolio. The net profit of the Bank in 2018 amounts to BGN 25,407 thousand compared to a profit in the prior year of BGN 30,517 thousand.

Operating revenue (net interest income, net fee and commission income, net foreign exchange gains and other income) similarly to the net interest income, grew by 48.54 % during the reporting period as compared to the prior year.

The operating revenue structure is as follows: net interest income represents 86.82%, fee and commission income – 14.20 %, and the other types of income decreased by -1.03 %. The revenue structure is similar to that in the prior year.

In 2018, the total assets of the Bank increased by 8.25 % compared to the end of 2017 and reached BGN 745,072 thousand (2017: BGN 688,306 thousand). At the end of 2018, the biggest increase was noted in the loan portfolio by BGN 61,840 thousand. The increase in the loan portfolio was due to the increase in retail exposures, which exceeded the share of loans to legal entities.

The Bank's liabilities at 31 December 2018 amount to BGN 559,274 thousand (2017: BGN 524,231 thousand), 96.17 % of which or BGN 537,862 thousand (2017: BGN 506,824 thousand) represent deposits from customers and banks. A 5.13 %, or by BGN 26,005 thousand, increase in deposits from customers and a 100% increase in deposits from banks were noted in 2018.

In BGN'000	2018	2017	2016	2015	2014
Total assets	745,072	688,306	594,253	515,305	480,480
Equity	185,798	164,075	133,573	106,520	70,255

There is an increase in the Bank's equity by 13.24 % as a result of the profit generated during the year.

Liquidity and risks

According to the effective and current liquidity measurement and management policy, the liquid assets ratio is used as a key indicator. At the end of 2018, this indicator was 31.41 % (2017: 38.11 %), illustrating the stability of the cash flows and exceeded significantly the minimum threshold required (20 % ratio of liquid assets to deposits other than those attracted from credit institutions).

	2018	2017	2016	2015	2014	2013
Liquidity ratio	31.41	38.11	38.77	35.71	40.15	39.46

Trends, events or risks that might have material effect on the operations:

The intense competition in the banking sector is a key factor affecting the development perspectives.

The higher growth of the economy, globally as well as locally in Bulgaria, requires an in-depth and efficient analysis and complex risk monitoring. The expectations in general are for prudent increase in assets and mainly in loans, as also in funds attracted.

In a situation of limited economic growth, the Bank works towards the efficient risk management with the efforts being focused on improvement of the processes in the area of lending, payments, customer service and maintenance of the credit portfolio quality. The emphasis is laid on the timely measures for the collection of problematic receivables. The trends for the future development of the Bank in general are for continued increase in assets and mainly in loans, as well as increase in attracted funds.

The major risks, relating to the operations of the TBI Bank EAD and the banking sector as a whole are, as follows:

- Credit risk – the maximum exposure to credit risk as at 31 December 2018 amounts to BGN 707,067 thousand;
- Liquidity risk – the net difference in liquidity of assets and liabilities as at 31 December 2018 amounts to BGN 185,798 thousand;
- Currency risk;
- Interest rate risk;
- Inflation risk;
- Business risk;
- Operational risk (including reputation risk).

Given the economic environment, business risk and credit risk are influencing the Bank's operations. To address these challenges, the Bank has developed a clear development strategy and has focused on a specific circle of customers, as well as on enhancing its market share through geographic diversification of assets and liabilities.

The Bank aims to maintain a positive balance with respect to its assets and liabilities. It should be pointed out that with respect to a large portion of the liabilities representing term deposits from individuals and legal entities relevant measures have been taken to motivate the customers to renew their deposits. Deposits received from legal entities are of significant amounts and the experience shows that the terms and conditions are usually reconsidered and negotiated again immediately before their maturity.

A policy of matching fixed and floating interest rate assets and liabilities is applied with respect to price (interest rate) risk. The Bank's practice is to determine a minimum interest rate threshold for floating rate assets.

To manage credit risk the Bank has developed strict potential borrowers analysis and assessment procedures, including scoring procedures and detailed verification of the data provided. In addition, the Bank has developed an effective payment monitoring system, as well as active measures for collection of receivables. Preliminary analysis and subsequent monthly monitoring are in place to detect concentration of related parties by sectors of the economy and other cross-sections in compliance with the Bank's internal rules.

Research and development activities and activities in the field of ecology

The Bank has not carried out any research and development activities or environmental protection activities.

Significant events after the annual closing of accounts

Except of the events disclosed on Note 34 to the separate financial statements for the year ended 31 December 2018, no other significant events have occurred after 31 December 2018, which may have an effect on the Bank's operations or may require adjustments in the financial statements.

Future plans of the Bank

The Management Board of the Bank expects the economic environment in Bulgaria to continue its stabilisation and passing on to gradual economic growth. The macroeconomic and financial stability will contribute to the growing market of financial services in a viable, efficient and competitive banking system. We expect acceleration of the process of integration of the Bulgarian economic and financial system within the European area. This will contribute to the implementation of new services and products and the expansion of the existing ones. The Bank will continue to maintain adequate financial, management, and technical capacity as basis for the implementation of efficient and prosperous banking operations.

The Bank will continue its development in the main segments of the banking market. The main focus will be placed on lending to individuals. The Bank will continue to develop products offering competitive conditions on deposits and current account to its customers, while developing project financing and commercial financing as well as new, innovative products. The future development of the Bank is expressed in the creation of wider customer base and stable distribution network for financial services, including online and offline distribution channels. The main focus of the development will be commercial transactions conducted electronically. TBI Bank EAD will continue to attain the high corporate governance standards, and will work actively for the development of bank security, by implementing flexible and efficient organisational structure with clearly distinct duties and responsibilities. The Bank will continue to create opportunities for internal competition between the units, control and incentives for the activity with continuous improvement of the qualifications of its employees. It will follow an ambitious personnel recruitment, training and renewal policy.

The Bank employs highly qualified personnel sharing the following major values:

- motivation and professional ambition;
- open and free communication;
- taking personal responsibility;
- commitment to the standards and goals of the organisation.

The main objectives and tasks the TBI Bank EAD is facing are related to:

- ensuring maximum security for the customers and depositors of the Bank;
- maintenance of very good quality of the assets with stable liquidity and profitability;
- attainment of sufficient capital adequacy corresponding to the risk profile of the Bank, and proper management of the currency, interest rate and other risks, inherent to the banking operations;
- performance of efficient cost control;
- ensuring good return on shareholders' equity.

Information required under art. 187(e) of the Commercial Act regarding treasury shares held, redeemed or transferred

No shares were redeemed or transferred during the year.

The interests held by the members of the Supervisory and Management Boards in commercial entities as unlimited liable partners, the holding of more than 25 percent of the capital of another entity, as well as their involvement in the management of other entities or cooperatives as procurators, general managers or board members are as follows:

• Ariel Hason - Chairman of the Supervisory Board

- a) does not hold any interests in commercial entities as unlimited liable partner;
- b) legal entities of which he holds, directly or indirectly, at least 25 percent of the votes in the general assembly or has control - Trailpoint Ltd., Israel;
- c) legal entities where he sits on the management or controlling bodies:
TBIF Financial Services B.V., The Netherlands – member of the Board of Directors and Executive Director;
Kardan N.V., The Netherlands – member of the Board of Directors and Executive Director;
Non-executive member of the management bodies of subsidiaries wholly controlled by Kardan N.V., The Netherlands.

• Nicholas Philpott – member of the Supervisory Board

- a) does not hold any interests in commercial entities as unlimited liable partner;
- b) there are no legal entities of which he holds, directly or indirectly, at least 25 percent of the votes in the general assembly or where he has control;
- c) legal entities where he sits on the management or controlling bodies:
SIA 4Finance LLC, Latvia – member of the Board of Directors
SIA 4Finance IT, UK branch – Executive Director
SIA 4Finance Media, Latvia – member of the Board of Directors
Microfinance Organization 4Finance LLC, Georgia – member of the Supervisory Board

• Kieran Donnelly – member of the Supervisory Board

- a) does not hold any interests in commercial entities as unlimited liable partner;
- b) there are no legal entities of which he holds, directly or indirectly, at least 25 percent of the votes in the general assembly or where he has control;
- c) legal entities where he sits on the management or controlling bodies:
Scion Spirits Co., Ireland – Chairman of the Board of Directors;

- **Gauthier Van Weddingen – member of the Supervisory Board**

- a) does not hold any interests in commercial entities as unlimited liable partner;
- b) legal entities of which he holds, directly or indirectly, at least 25 percent of the votes in the general assembly or where he has control:
Nero Renewables N.V. - 45 %.
Eki'O SPRL – 100%
- c) legal entities where he sits on the management or controlling bodies:
Nero Renewables N.V. – Executive Director
Eki'O SPRL – Director
Stichiting Nero Joint Project – Secretary and Treasurer

- **Valentin Galabov - member of the Management Board and Executive Director**

- a) does not hold any interests in commercial entities as unlimited liable partner;
- b) legal entities of which he holds, directly or indirectly, at least 25 percent of the votes in the general assembly or where he has control – TBI Leasing – 100%;
- c) there are no legal entities where he sits on the management or controlling bodies.

- **Gergana Staykova - member of the Management Board and Executive Director (from 23 January 2018)**

- a) does not hold any interests in commercial entities as unlimited liable partner;
- b) there are no legal entities of which she holds, directly or indirectly, at least 25 percent of the votes in the general assembly or where she has control;
- c) legal entities where she sits on the management or controlling bodies.
TBI Credit IFN S.A. Romania – member and Chair of the Board of Directors

- **Nikolay Spasov – member of the Management Board and Executive Director**

- a) does not hold any interests in commercial entities as unlimited liable partner;
- b) there are no legal entities of which he holds, directly or indirectly, at least 25 percent of the votes in the general assembly or where he has control;
- c) there are no legal entities where he sits on the management or controlling bodies.

- **Florentina Virdzhiniya Mircha – member of the Management Board and Executive Director**

- a) does not hold any interests in commercial entities as unlimited liable partner;
- b) legal entities of which he holds, directly or indirectly, at least 25 percent of the votes in the general assembly or where he has control:
Aviatiq Support S.R.A., Romania – 50%,
Business Support S.R.A., Romania – 86,36%;
- c) legal entities where he sits on the management or controlling bodies:
TBI LEASING IFN S.A., Romania – Member of the Management Board and Executive Director;
TBI Fleet Management S.A., Romania – Member of the Management Board and Executive Director;

- **Alexander Dimitrov – member of the Management Board and Executive Director**

- a) does not hold any interests in commercial entities as unlimited liable partner;
- b) there are no legal entities of which he holds, directly or indirectly, at least 25 percent of the votes in the general assembly or where he has control;
- c) there are no legal entities where he sits on the management or controlling bodies.

- **Nora Petkova - member of the Management Board and Executive Director (until 23 January 2018)**

- a) does not hold any interests in commercial entities as unlimited liable partner;
- b) there are no legal entities of which she holds, directly or indirectly, at least 25 percent of the votes in the general assembly or where she has control;
- c) there are no legal entities where she sits on the management or controlling bodies.

Contracts under art. 240 (b) of the Commercial Act in 2018:

The members of the Boards and their related parties have no contracts signed for activities beyond the ordinary ones, or at terms and conditions significantly different than the ordinary market conditions.

The total net income received by the members of the Management Board and the members of the Supervisory Board in 2018 amounts to BGN 1,073 thousand.

Information regarding shares and bonds acquired, held and transferred by the Boards members during the year

The members of the Management Board are not allowed to acquire shares and bonds issued by the Bank. Therefore, the members of the Management Board of the Bank had not acquired, held or transferred shares or bonds in 2018.

Management is required by Bulgarian legislation to prepare financial statements for each financial year that give a true and fair view of the financial position of the Bank and of its financial performance as at the year end. Management has prepared the accompanying financial statements in accordance with the International Financial Reporting Standards (IFRS), as adopted for use by the European Union.

Management confirms that it has consistently applied adequate accounting policies and has complied with the current IFRS requirements. The financial statements have been prepared on a going concern basis.

In the future TBI Bank EAD will continue to provide high quality banking services, market driven products and will strive to remain the best banking partner for its customers.

The annual management report was approved for issue by the Management Board of the Bank on 12 April 2019 and signed on its behalf by:

Valentin Galabov

Executive Director of TBI Bank EAD and
Member of the Management Board



Alexander Dimitrov

Executive Director of TBI Bank EAD and
Member of the Management Board

Non-financial declaration under Articles 48-52 of the Accountancy Act**TBI Bank EAD**

TBI Bank EAD (the "Bank") is a Bulgarian joint-stock company. It has the following activities: corporate and consumer lending, acceptance of deposits and other repayable funds from the public, investment intermediary services, payment services, dealing on own account or when executing customer orders, foreign exchange and precious metals trading, guarantee transactions, and all other related activities as laid down in the Bulgarian National Bank's regulatory framework.

The Bank has a branch operating in Romania which is registered under the local law. Its activity overlaps with that of the Bank in Bulgaria, except for the investment intermediary services. In addition, the Bank has also two subsidiaries in Romania – TBI Credit IFN S.A., whose main activity is consumer lending and TBI Leasing IFN S.A., which provides leasing services.

The goal of the bank is to develop as a major player on the consumer lending market in Bulgaria and Romania by offering offline and online services and products and by focusing mainly on different lending facilities, such as money and commodity loans, as well as on credit card offering. To achieve this goal, the Bank employs a strategy that relies on technological development and on building diversified teams of young and talented people.

Anti-corruption policies and activities

The Bank has brought its business activities in line with the requirements of anti-bribery and anti-corruption laws. The policy of the Bank is to carry out its business operations in an honest and ethical manner. All employees are expected to apply the highest standards of professional and personal ethics in fulfilling their assigned duties.

The guiding activities – principles related to the anti-bribery and anti-corruption policy are set up in the Code of Ethics of the administrators and employees of TBI Bank EAD. The Code is accessible on the Bank's internal website and is designed for all employees hired under an employment contract as well as for all other employees who carry out various activities for the Bank on any other ground.

The Regulatory Compliance Department (RCD) is charged with exercising an effective control over possible risks of misconduct, bribery and corruption. The heads of departments of the Bank are responsible for enforcing the rules and surveying the employees' activities, and in the event of non-compliance, they inform the Regulatory Compliance Department and the Bank's management.

For the early detection and prevention of misconduct, the RCD encourages bank employees to act in good faith and to report suspected misconduct to their supervisors and to ensure compliance with the internal rules and procedures in identifying and investigating unauthorized or unusual activities. As part of the regular trainings of the employees from the RCD, various issues related to the detection and reporting of cases of misconduct are also considered.

Employees of the Bank have the opportunity to send signals for any specific violations of the Code of Ethics through different communication channels via telephone and e-mail (compliance@tbibank.bg) or by sending a letter to the RCD.

Third parties may report violations through the website of TBI Bank EAD - <https://www.tbibank.bg/> or may file a letter of complaint to the Bank's head office or branches. The signals are to be sent in case of suspected violation of ethical and professional conduct, damage to the interests of the customers, or non-compliance with the requirements for protection of banking information and data.

The signals made are examined by the legal advisor of the RCD with regard to their legal soundness. The legal adviser then prepares an opinion as to the level of legal risk based on the circumstances described in the signal and their impact on the bank. Whenever any evidence for reasonable suspicion of unacceptable activities or behaviour is found, based on the legal opinion, action is taken for investigation continuation by collecting additional information and further clarification with the assistance of the relevant managerial employee and the heads of Internal Audit Department and Internal Security Department. The investigation may also include employees from other departments of the Bank.

The RCD shall notify the Management Board and the Supervisory Board of all the cases of serious violations of the Code of Ethics of the administrators and employees and shall suggest the following action to be taken:

- to lay down and implement appropriate measures by the respective managerial employee;
- to lay down and implement measures in compliance with the internal rules and procedures of the Bank;
- to notify external institutions such as law enforcement authorities, court, prosecution, etc.

Copies of all reports on cases of misconduct, examined by the RCD, including information on proposed measures for the improvement of the internal control system and the measures taken, are kept by the RCD.

Policies and activities regarding employees and the respect for human rights

TBI Bank EAD enforces and observes the provisions of the labour law and of the health and safety at work legislation. The Bank follows the world's best practices in these areas which are introduced and adopted for considering and settling issues concerning the employees of the Bank. Human resource management and development policies and procedures provide the necessary clarity and guidance for both managers and employees in the organization.

The number of employees working for the Bank and its related entities is about 1600, with a male to female ratio of about 25% to 75%.

About 110 employees, who were on parental leave at the time of the preparation of the non-financial declaration, are also included in the aforementioned number of employees.

The Bank applies the principle: equal pay between men and women for equal work thus eliminating the gender pay gap. People who work in the Bank are its most important asset and investing in them is the best investment. This is so, because the Bank's strategy changes and this change can only be brought about by people. It is a function of employees' competences and skills. There are changes in the field of human resource management imposed by the need for knowledge management, which creates a competitive advantage for faster and more competent decision-making. We use Internet and web-based information systems to achieve faster communication between people and our structures, to spread and exchange knowledge, to share innovations that change societies and economies. We always strive to be the first.

As a result, human resource management acquires an increasingly strategic dimension. It focuses primarily on unlocking the human-resource potential in the organization in order to prepare for continuous changes and for making the most of its use to achieve the Bank's goals.

In the activities related to human resource management and development the Bank attempts to ensure transparency and equality for employees who are able to take advantage of different opportunities given to them for gaining knowledge as well as for skills acquisition and career development.

A schedule of training courses for employees is prepared annually for the next calendar year. The schedule is discussed with the relevant heads of departments and approved by senior management.

The supervisors are consulted about the training sessions which are then carried out. Their effectiveness is subsequently assessed and follow-up actions are developed to improve the teaching processes.

The average number of training hours per employee per year is not less than 80.

In the area of employee selection, the newly created jobs and functional positions are first internally announced and any employee who has the desire and meets the requirements specified has the right and opportunity to apply. The application process and the subsequent steps are laid down in the internal rules and procedures of the Bank. Additionally, by writing recommendation letters for specific professionals meeting the requirements, the employees of the Bank themselves contribute to the formation of efficient and high-performance professional teams.

New recruits attend introductory professional training courses that are consistent with the regulatory requirements for the relevant positions, as well as other trainings related to the quality performance of the assigned tasks. As a result of a detailed analysis of training and development needs, employees have the opportunity to attend occasional or regular training courses, both to improve their professional competencies and to develop the so-called specific competences such as: customer relationship management, project management, team management, and more.

In the activities related to human resource management and development, the organization is in partnership with external institutions – universities, recruitment agencies, training and consulting firms.

The Bank actively participates in various employers' fairs where it presents the opportunities for work and development at TBI Bank EAD and supports the professional orientation of young people.

For several years now, the Bank has been actively supporting the "Manager for a Day" initiative of Junior Achievement Bulgaria and gives the chance to ambitious young people to participate in real working processes and projects and to make their first steps towards choosing a profession.

It is important for the Bank to make sure that its employees consider their job rewarding and satisfying. To this purpose, the Bank organizes corporate team-building events and other activities that support team development and promote a feeling of "belonging".

For the Bank, employees are human beings rather than resources. The Bank's employees are treated with respect and care by their managers. The employees are provided with additional health care plans and preventive health care check-up packages as well as with sport opportunities with preferential rates.

In terms of remuneration policy, the Bank has introduced bonus and incentive scheme payment along with hourly payment. For administrative and managerial staff, hourly rate payment is used – payment based on the number of hours worked, which can be 4, 6 or 8 hours per day. This payment scheme does not measure the amount of work, but only the time devoted to labour. For all sales-related positions, the scheme combines bonus and hourly rate payment. Remuneration is divided into two parts: the first is guaranteed minimum wage based on work hours and the second is bonus payment which is determined based on quantitative and qualitative indicators.

In order to ensure workplace safety and health, the Bank has engaged external occupational health services for its branches in Bulgaria and Romania. They provide the necessary recommendations, trainings and document drafting related to the creation and maintenance of employees' personal health records and to the preparation of annual analysis of employees' health status on the basis of the results of preliminary and regular preventive health care check-ups and examinations, the indicators for permanent or temporary incapacity for work and their relation to working conditions, records for occupational illnesses and traumas. External occupational health services also recommend qualified medical practitioners, clinical and instrumental examinations necessary for conducting mandatory preliminary check-ups and regular medical examinations of employees. They also determine the frequency of the mandatory check-ups, depending on the potential health risk level. Occupational health services draw conclusions as to the suitability of an individual for a given position and the activities related to it based on the results from the mandatory preliminary medical examination and on the results from the conducted health check-ups. They also lay down a system of workplace safety and health rules, regulations and instructions.

The Bank has established and maintained several internal communication channels. In this way, the Bank's employees are always informed of important ongoing projects. They can also address questions and receive answers.

A platform is created where employees can share ideas. It aims at optimizing workflows. Thus, employees have the opportunity to come up with well-grounded suggestions. They can make recommendations, give ideas and describe them in detail. A commission is set up to look at all proposals and to take decisions for follow-up steps, while the employees themselves get feedback in full transparency and are able to participate actively in the process of their realization.

Environmental protection policies and activities

For TBI Bank EAD sustainable business development is much more valuable than short-term profitability and other commercial benefits. We believe that our duty to protect our nature is a key element of our concern for the well-being of all stakeholders and the entire society. That is why we strive to reduce the negative impact of our activities on the environment and to use every opportunity to contribute to its protection.

Like any other company, TBI Bank EAD also leaves its mark on the environment. This is mainly due to the consumption of energy and water resources, the use of paper and other materials related to the day-to-day operations of the Bank. The state of our offices, the efficiency of the equipment and vehicles used also have an impact.

Over the last two years the Bank has made efforts to modernize its branches and head offices. It has introduced the use of high-performance air conditioning systems and building management systems. It has renovated thermal insulation and lighting. As a result of these renovations, the total energy consumption has been reduced.

In addition to the reduction of energy consumption for much of the internal processes, the Bank uses computer systems enabling electronic document exchange, which is also part of the strategic understanding of digitization of business and operating processes. Today the Bank offers its customers a high level of service and innovative banking services, using significantly fewer resources. Paper is not used in most work processes, and where paperless data exchange is impossible, it is limited to the minimum. All these optimizations have significantly reduced the use of paper in the Bank.

After optimizing its own processes, the Bank would like to help both its customers and partners to change the way they think and do business in an environmentally friendly way. The Bank encourages them to use innovative technical solutions and reduce the consumption of paper and other resources used in their business operations.

It is important for the Bank to be close to its customers and partners. This requires frequent use of cars. Since the establishment of the Bank, its employees have been using cars with fuel-efficient engines. As a further step to lessen the impact on the environment, TBI Bank EAD is in the process of replacing a large portion of its vehicle fleet with more economical cars which meet the highest European Union exhaust emission standards in 2018.

TBIF Group, part of the 4Finance financial holding company, can boast about its significantly improved environmental performance. At the same time we are fully determined to transfer and improve the good practices in the markets we operate. In this regard, we commit ourselves to setting appropriate goals and objectives, continuously monitoring, assessing and enhancing our environmental performance and strictly complying with all local, national and international legislation in the field.

As a socially responsible institution, the Bank is committed to use its influence and share its experience in order to work for the Planet protection and preservation and to bequeath a better world to children. To this purpose, the Bank will not only adhere to an environmentally responsible policy in its day-to-day business operations, but will gradually extend it to its customers, partners, suppliers and the entire society to help enforce environmentally friendly business practices and achieve sustainable economic growth.

Policies and activities related to social issues

The customers of TBI Bank EAD are at the heart of its activities and the main priority of the Management is to make their lives simpler, faster and better. As customers become more and more digitally oriented in their daily lives, their expectations with regards to banking are also evolving and the goal of TBI Bank EAD is to use a wider range of technologies to meet their needs.

In its relations with customers, the Bank has devoted itself to conveying pro-social messages and establishing ethical business standards. It acts in a socially responsible way by using all of its available channels of communication.

TBI Bank EAD also makes efforts in connection with a number of initiatives aiming to encourage and improve the financial literacy among consumers in general and Bulgarian students in particular in order to provide them with better strategies for taking informed and effective financial decisions.

In 2018, the Bank actively supported the "Bulgarian Christmas" charity initiative which is under the auspices of the President of the Republic of Bulgaria. Its main goal is to raise funds for the medical treatment of Bulgarian children and to purchase specialized equipment for the largest paediatric clinics in the country.

The main objective of TBI Bank EAD is the building and development of successful teams of talented people from diverse backgrounds which will be able to contribute to the achievement of positive business results. A basic belief in our corporate culture is that talent is not connected with origin, race, sexual orientation, abilities, beliefs, generations and experiences. The working environment in the Bank is based on mutual respect and acceptance, through which employees can develop their personal skills and abilities. Acceptance and diversification allow the Bank to strengthen its relations with its customers, partners, and the community in which it operates.

**CORPORATE GOVERNANCE DECLARATION OF
TBI Bank EAD
31 DECEMBER 2018**

1. CORPORATE PROFILE AND STRUCTURE

TBI Bank EAD is sole owner joint stock company established in line with the regulations of Republic of Bulgaria, which conducts its business in Bulgaria as well as abroad under license obtained by Bulgarian National Bank.

Capital structure

As of 31 December 2018, the share capital of the Bank amounts to BGN 81,600 thousand, with total amount of dematerialised shares of 81,600,000 (eighty-one million and six hundred thousand), each with nominal of BGN 1. The Bank has the right only to issue ordinary shares, each of which gives the owner the right of 1 vote in the general shareholders meeting. As of 31 December 2018, the sole owner of the share capital of the Bank is TBIF Financial Services B.V, Netherlands. The ultimate parent company of the Bank is Tirona Limited, Cyprus.

Rights and obligations of the shareholders

The shareholder owns all rights and obligations set by the Bulgarian law regulations, other legal enactments and the Bank's statute.

Organisational structure of the Bank

„TBI Bank“ EAD has two-tier management system. All members of the Supervisory and Management board of the Bank meet the requirements of the Law on Credit Institutions as well as Ordinance No 20 of Bulgarian National Bank.

The Bank's structure consists of:

1. General assembly of shareholders;
2. Supervisory board (SB);
3. Management board (MB);
4. Other structure units, set by the General assembly, Supervisory board or Management board

A decision of the sole shareholder is the supreme governing body of the Bank which enables the shareholders to participate in the decision making process, regarding the fundamental questions concerning the existence and operations of the Bank.

The general assembly of the shareholders is the supreme governing body of the Bank which allows the shareholders to participate in the decision making process, regarding the fundamental questions concerning the existence and operations of the Bank.

The annual General assembly takes place up to 6 (six) months after the conclusion of the financial year, unless otherwise provided for by the law. The Management board of the Bank convenes an extraordinary General assembly if:

- The share capital of the Bank decreases under the set limit by the law
- Such decision is requested by shareholders which represent at least 1/10 of the share capital of the Bank
- Such decision is requested by other person, authorized by the law

The General assembly has the right to:

1. Change or supplement the statutes of the Bank;
2. Increase or decrease the share capital;
3. Decide regarding any merger, demerger, transformation or closure of the Bank;
4. Appoint or dismiss members of the Supervisory board and establishes their remunerations;
5. Appoint or dismiss the auditor of the Bank and sets its remuneration;
6. Approve the financial statements of the Bank and decide on the profit distribution;
7. Discharge the members of the Supervisory and Management board;
8. Decide regarding claims against member of the SB or MB, or shareholder of the Bank;
9. Decide regarding the issuance of bonds;
10. Appoint the liquidators if the Bank faces closure, except in case of bankruptcy;
11. Decide regarding other questions within the powers of the General Assembly set by the law.

The Supervisory board (SB) exercises control over the main activity of the Bank and the Management board. The Supervisory board sets high corporate culture and business ethics with the established ethical norms and corporate values for business behaviour. SB elects and dismisses the members of the Management board in line with the principles of continuity of its work.

The main functions of the Supervisory board are:

- To perform supervisory functions and to represent the Bank in the relationship with the Management board;
- To set the main targets regarding the activity of the Bank and to set the strategy for their achievement;
- To approve the decisions of the Management board, which are in the responsibility of the Supervisory board in line with the Statutes of the Bank, the regulations for the activity of the Supervisory board and the law.

The Supervisory board consists of at least 3 (three) and no more than 7 (seven) members. Members of the SB are appointed and dismissed by the General Assembly of the shareholders. The members of the SB are elected for the term of 5 (five) years. The SB of "TBI Bank" EAD is comprised of people with the proper qualification and professional experience, in compliance with the performed by the Bank activities and the main risks which it faces.

The members of SB bear joint and individual liability by the law for each damage, caused by violating the requirements of the law or of the Statutes of the Bank, of due to non-performance of their obligations. The members of the Supervisory board are obliged to work objectively, critically and independently by avoiding conflicts of interest and when it is not possible, to disclose the latter promptly.

Members of the Supervisory board elect chairperson of the Supervisory Board among themselves who organizes the work of the SB. Members of the SB may also elect a deputy chairman of the Supervisory Board replacing the chairperson if he / she is absent.

The Management Board (MB) manages the daily activities of the Bank in accordance with the strategy and the basic principles of activity established by the Supervisory Board and oversees the daily activities of employees of the Bank.

- The Management Board is authorized to decide on all matters related to the operability of the Bank and perform transactions independently within its powers under the law, the Bank's Statutes and Rules of procedure of the Board, approved by the Supervisory Board;

- The Management Board sets the risk policy and establishes the risk management and internal control system;
- The Management Board provides guidance, approves and oversees the implementation of the company's business plan, material transactions and other activities set out in the Bank's strategy;
- The Management Board reports to the Supervisory Board and the General Assembly. The Management Board shall submit to the SB at least once every 3 (three) months a report on the business activity and position of the Bank and shall immediately inform the SB of any significant deterioration of the economic situation of the Bank and other important circumstances regarding the economic activity of the Bank.

Board members are elected by the Supervisory Board for a term of office of five (5) years. The MB consists of at least three (3) members but not more than seven (7) members. At least 2 (two) members of the MB shall be the Executive Director (executive members), and the Bank is represented by two Executive Directors jointly only.

The members of the Management Board, with the approval of the Supervisory Board, shall elect among themselves the Executive Directors, Chairperson of the Management Board and / or the Deputy Chairperson of the Management Board, replacing the Chairperson when he / she is absent. As Executive Directors may only be elected individuals who have received appropriate prior approval of the Bulgarian National Bank to manage and represent the Bank under the terms provided for in effective legislation. The Management Board members are established professionals with proven leadership qualities, representing a prerequisite for achieving the objectives of the Bank.

Management Board members must avoid actions that will or may create a conflict between their interests and those of the Bank. In the event that such a conflict arises, they should disclose it and should not participate in the discussion and decision making.

Committees and commissions:

- As an institution of public interest, according to the Law on Independent Financial Audit, the Bank operates an **Audit Committee**, which is responsible for monitoring of the financial reporting and the independent financial audit as well as the effectiveness of the internal audit function and control systems and risk management at the Bank. The Committee recommends the choice of the registered auditor to conduct an independent audit of the Bank and monitors its independence in accordance with the law and the Code of Ethics for Professional Accountants. As at the date of the preparation of the financial statements, the jointly appointed auditors have an engagement, approved by the Audit Committee, for agreed procedures in accordance with the requirements of the Ordinance № 10 of the Bulgarian National Bank on Internal Control in Banks. The purpose of the Audit Committee is to assist and advise the General Assembly in its oversight of the activities of the Bank. Main functions of the Audit Committee are: monitoring the financial reporting processes of the Bank, monitoring the effectiveness of internal supervision systems, and risk management systems, independent financial audit of the Bank.
- **Risk Committee** is an internal unit of the leadership of the group, which is committed to managing and controlling all types of risks faced by the Bank in connection with the provisions of Ordinance № 7 of the Bulgarian National Bank.
- **Impairment Committee** - the body that decides the classification and provisioning of Bank's risk exposures.
- **Lending Committee** (Credit Committee) is the body that is empowered to approve the origination of risk exposures to corporate customers. Credit exposures based on present limits are subject to subsequent approval by the Management Board and / or must be confirmed by the Supervisory Board.
- **Assets and Liabilities Management Committee** is responsible for the overall operation of the balance sheet of the Bank and monitors interest rates and liquidity in accordance with its competence and organizational structure referred to in the internal rules of the institution.

- According to Bulgarian legislation, the **Credit Council** is a specialized internal body for evaluation and classification of risk exposures.
- **The Special Service is responsible for the prevention of money laundering and financing of terrorism** and compliance risk.
- **The Specialized Service for safe working conditions** is responsible for the compliance with the statutory requirements in this area.

2. AUDIT AND INTERNAL CONTROL

The Bank establishes and improves a reliable and comprehensive framework for internal control, which includes control functions with the necessary powers and access for independent execution of the structural and supporting units' obligations, which supervise and control. The processes, procedures and requirements on risk management are structured in accordance with the "three lines of defence". The control functions are independent from the operational business units, which they supervise and control. They are also organisationally independent from each other due to their different functions.

External auditors – The external auditors are elected by the General Assembly of the shareholders. The external auditors perform an independent financial audit, the purpose of which is to express an independent audit opinion as to the fair presentation in all material respects in the financial statements of the financial position, financial result, cash flows and equity of the Bank. The external auditors are audit firms independent from the Bank.

3. INFORMATION SYSTEMS

The Bank is dependent on complex information systems, including management information system, and possible crash, ineffectiveness or failure of these systems may have significant unfavourable effect on the Bank.

The information systems are generally exposed to multiple problems, such as computer viruses corruption, hacker attacks, software and hardware malfunctions. Each deficiency, interruption and violation in the security of these systems might lead to problems or interruptions in the customer relations, risk management, accounting system and systems for deposits and loans servicing. In case of an interruption in the normal functioning of the information systems of the Bank, even for short period of time, the Bank may possibly become incapable for certain time to service its customers and lose them as customers. Temporary interruption of the functioning of the information systems may also result in extraordinary expenses for recovery and confirmation of the information. Furthermore, any failure of the Bank to update and develop the existing information systems as effectively as its competitors, might lead to loss of its market share. Although the Bank's management believes that adequate security program and program for work in crisis situations are in place, including fully equipped information centre duplicate, there is no certainty that they will be sufficient to prevent problems, such as the above-mentioned, nor they guarantee that Bank operations will not be significantly interrupted.

Each of the above-mentioned or other problems, related to the information systems of the Bank, might have significant negative effect on the Bank activities, its performance and financial position.

4. REMUNERATION POLICY

Bank remuneration principles are structured in a way so as to contribute to the sensible corporate governance and risk management. TBI Bank EAD applies Remuneration Policy in accordance with the Credit Institutions Act and BNB Ordinance No 4 on the requirements on the remuneration in banks, which is consistent with the business strategy, objectives, values and long-term interests of the Bank, by encouraging the reliable and effective risk management, and it does not incentivise risk taking behaviour, exceeding the levels acceptable for the Bank.

The main objective of the policy is attraction and retention of the highly qualified personnel, their motivation for achievement of high results at moderate risk level and in accordance with the long-term interests of the Bank and its shareholders. It is based on the transparency, conflict of interest prevention and equal treatment of employees, documentation, objectivity, reliable risk management principles.

The policy establishes the main principles for forming of remuneration – fixed and variable, in accordance with the objective of the Bank to stick to the optimal proportion between the fixed and variable remuneration at sufficiently high share of the fixed one and depending on personnel categories, so as to ensure higher flexibility to the variable one, including possibility for non-payment. Upon the definition of the remuneration not only the financial results, but the ethical norms and corporate values underlying the Bank's Code of Ethics, as well as the reliable and efficient risk management are taken into account.

5. DISCLOSURE OF INFORMATION

The transparency and the timely disclosure of information is a key principle in corporate governance. The Bank maintains a system of disclosure of information in accordance with effective regulations, which is aimed at providing timely, accurate and understandable information about significant events, allows for objective and informed decisions, and ensures equal access to information and does not tolerate abuses with inside information. In disclosing information, the Bank is guided by the principles of accuracy, accessibility, equality, timeliness, integrity and regularity.

On the Bank's website information is published on:

- Data about the Bank;
- Data on the shareholder structure;
- Data on management bodies and structure of the Bank;
- Financial statements for the last 3 financial years at the least;
- Information on upcoming events;
- Other important information, related to the Bank activities.

6. STAKEHOLDERS

TBI Bank EAD applies a policy for provision of information to stakeholders with respect to its activities. These stakeholders include persons who are not shareholders but have an interest in the economic development of the Bank, such as creditors, customers, employees, the society and others.

7. INFORMATION ON COMPLIANCE IN SUBSTANCE OF THE CORPORATE GOVERNANCE CODE APPROVED BY THE DEPUTY CHAIRPERSON OF FINANCIAL SUPERVISION COMMISSION IN ART. 100N, PARAGRAPH 8 OF LOW ON PUBLIC OFFERING OF SECURITIES

TBI Bank (hereinafter referred to as "the Bank") is not a public company and has no legal obligation to apply the provisions of the National Code of Corporate Governance (NCGC) approved by the Deputy Chairperson of the Bulgarian Stock Exchange – Sofia. However the corporate policy of TBI Bank EAD is based on professional and transparent governance in accordance with internationally recognised standards, good banking practice and where appropriate with the principles underlying the NCGC. Since the Bank is a sole owner joint stock company, the requirements on the protection of shareholders' rights, publishing and disclosure of information concerning the shareholders are not applicable.

The Corporate Governance Policy of TBI Bank EAD (the "Policy") is the overall document containing the recognised standards of good and responsible governance and setting the rules, criteria and mechanisms for the corporate governance function of the Bank.

The principles are established based on the following internal documents of the Bank:

- Statutes of TBI Bank EAD;
- Corporate Governance Policy;
- Organizational structure;
- Code of Ethics of the administrators and employees of TBI Bank EAD;
- Remuneration Policy.

The objective of the policy is to regulate the corporate governance process as one of the key business functions and to outline the fundamental principles and requirements for maintaining and improving the organization and governance methods of TBI Bank EAD. The policy also aims to structure the basic components, functions and responsibilities comprising the corporate governance system of the Bank. Its implementation contributes to the objectives and plans that are in the interest of the Bank as a whole, customers, shareholders, creditors, stakeholders in the country and abroad, and to facilitate the efficient control over the efficient use of resources.

The policy defines the general principles and mechanisms of corporate governance of the Bank, such as:

- Standardisation and harmonization of the corporate governance process;
- Identification of key business objectives within the business line "Planning and reporting".

As part of the objectives set the Bank's Management Board determines the key indicators for their performance such as growth, return on equity, provisions level, market share etc., providing a basis for the development of concrete business plans, and for the governance bodies - a possibility to control these plans in accordance with the Policy.

8. Internal control includes the following components:

(a) control environment - a description of the control environment can be found in "Audit and Internal Control" section of the Corporate Governance Declaration.

(b) the risk assessment process - description of the control risk assessment of the Bank can be found in the section "Audit and Internal Control" of the Corporate Governance Declaration as well as in the section "Liquidity and Risks" of the Annual Management Report;

(c) the information system, including the related business processes relevant to the financial reporting, and communication - a description of the information system of the Bank can be found in the section "Information systems" of the Corporate Governance Declaration;

(d) control activities - description of the control activities of the Bank can be found in the section "Audit and Internal Control" of the Corporate Governance Declaration as well as in the section "Liquidity and Risks" of the Annual Management Report;

(e) current monitoring of controls - a description of the current monitoring and control of the Bank can be found in the section "Audit and Internal Control" of the Corporate Governance Declaration as well as in the section "Liquidity and Risks" of the Annual Management Report.

Valentin Galabov

Executive Director and
Member of the Management Board
12 April 2019



Alexander Dimitrov

Executive Director and
Member of the Management Board
12 April 2019



Statutory Audit Firm # 108
Ernst & Young Audit OOD
Polygraphia Office Center
47A, Tsarigradsko Shose Blvd., floor 4
1124 Sofia, Bulgaria

Statutory Audit Firm # 015
AFA OOD
38, Oborishte str.
1504 Sofia, Bulgaria
Statutory Audit Firm # 015

Independent auditors' report To the shareholders of TBI Bank EAD

Report on the Audit of the Separate Financial Statements

Opinion

We have audited the accompanying separate financial statements of TBI Bank EAD (the Bank), which comprise the separate statement of financial position as at 31 December 2018, and the separate statement of comprehensive income, separate statement of changes in equity and separate statement of cash flows for the year then ended, and notes to the separate financial statements, including a summary of significant accounting policies.

In our opinion, the accompanying separate financial statements give a true and fair view of the financial position of the Bank as at 31 December 2018, and of its financial performance and its cash flows for the year then ended in accordance with International Financial Reporting Standards (IFRS) as adopted by the European Union (EU).

Basis for Opinion

We conducted our audit in accordance with International Standards on Auditing (ISAs). Our responsibilities under those standards are further described in the *Auditors' Responsibilities for the Audit of the Separate Financial Statements* section of our report. We are independent of the Bank in accordance with the International Ethics Standards Board for Accountants' *Code of Ethics for Professional Accountants (IESBA Code)* together with the ethical requirements of the Independent Financial Audit Act (IFAA) that are relevant to our audit of the separate financial statements in Bulgaria, and we have fulfilled our other ethical responsibilities in accordance with the requirements of the IFAA and the IESBA Code. We believe that the audit evidence we have obtained is sufficient and appropriate to provide a basis for our opinion.




Key Audit Matters

Key audit matters are those matters that, in our professional judgment, were of most significance in our audit of the separate financial statements of the current period. These matters were addressed in the context of our audit of the separate financial statements as a whole, and in forming our opinion thereon, and we do not provide a separate opinion on these matters. For each matter below, our description of how our audit addressed the matter is provided in that context.

We have fulfilled the responsibilities described in the *Auditors' responsibilities for the audit of the separate financial statements* section of our report, including in relation to these matters. Accordingly, our audit included the performance of procedures designed to respond to our assessment of the risks of material misstatement of the financial statements. The results of our audit procedures, including the procedures performed to address the matters below, provide the basis for our audit opinion on the accompanying separate financial statements.

Key audit matter	How our audit addressed the key audit matter
Impairment of loans to clients and related impact from adoption of IFRS 9	
<p>The Bank's disclosures about impairment of loans and advances to customers are included in Note 16 "Loans to clients", Note 17 "Impairment provisions" and Note 2A "Credit risk" to the separate financial statements with information on the related impact from the adoption of IFRS 9 "Financial instruments" presented and disclosed in Note 1 "General information and accounting policies", "b Changes in the accounting policies and disclosures applicable to accounting periods as of 31 December 2018", "IFRS 9 Financial instruments", to the separate financial statements.</p>	
<p>Loans to clients represent a significant part (66%) from the total assets of the Bank as at 31 December 2018 with aggregate gross value of BGN 558,474 thousand and accumulated loss allowance of BGN 64,815 thousand. As a result of the adoption of IFRS 9 "Financial instruments", effective 1 January 2018 the Bank has implemented a new impairment model based on expected credit loss (ECL) estimation. The reported impact on the opening balance of equity as of 1 January 2018 is BGN 2,635 thousand of additional impairment loss, as disclosed in Note 1 "General information and accounting policies", "b Changes in the accounting policies and disclosures applicable to accounting periods as of 31 December 2018", "IFRS 9 Financial instruments". The application of the new impairment model has led to increased complexity and degree of management</p>	<p>In this area, our audit procedures included, amongst others:</p> <ul style="list-style-type: none"> • We evaluated whether the new impairment policy of the Bank, its ECL calculation models for Corporate and Retail loan portfolios and the key management judgments and assumptions underlying them are in line with the requirements of IFRS 9. • We analyzed the reported impact from the adoption of IFRS 9 as of 1 January 2018 as well as whether the taken accounting records are in accordance with the transition requirements of IFRS 9. • We assessed the governance over ECL models used, including the model's documentation prepared by management and the reasonableness and frequency of overlays applied.

Translation in English of the official Auditors' report issued in Bulgarian.

2

judgment in the ECL estimations as disclosed in Note 2A "Credit risk". The key inputs in the model relate to developing significant increase of credit risk (SICR) criteria for staging of loans to clients (Stage 1: Exposures with no SICR, Stage 2: Exposures with SICR but no objective evidence for impairment and Stage 3: Exposures with objective evidence for impairment), determining the probability of default (PD), the loss given default (LGD) and the exposure at default (EAD), imputing forward looking information (FLI) of macro-economic factors considering multiple scenarios in ECLs estimations. Higher degree of estimation uncertainty is involved in calculating the ECLs for the portfolio of loans to clients in Stage 1, Stage 2 and Stage 3 portfolio assessed for impairment collectively in view of the availability of historical data for back testing and calibrating the PD and LGD estimates. Further to this, significant management judgement is also required in calculating the ECLs for loans to clients which are assessed for impairment individually due to inherent estimation uncertainty in determining the timing and amount of the expected cash flows, as well as the value of the respective collaterals.

Due to the significance of the loans and advances to customers, the high estimation uncertainty, complexity and management judgement involved in ECL calculations under the new impairment model implemented as a result of IFRS 9 adoption, this is considered a key audit matter.

- We obtained understanding and performed walk throughs of the Bank's newly established processes and controls over the monitoring and assessment for impairment of loans to corporate and retail customers in relation to the implementation and the initial application of IFRS 9.
- We performed tests of the design and operating effectiveness of the controls over the monitoring and assessment for impairment of loans to corporate and retail customers following the implementation of IFRS 9. We involved our IT specialists to assess and test the IT general controls over the Bank's system for loan monitoring used for IFRS 9 purposes.
- We performed analytical procedures on a disaggregated data to evaluate if the trends in the impairment expense and allowance follow the development of the loan portfolios.
- We assessed for a sample of loans whether those were correctly distributed to the respective stage for impairment under the SICR criteria developed by the Bank for IFRS 9 implementation purposes as of 1 January and as of 31 December 2018.
- For a risk-based sample of corporate loans to clients that were subject to an individual impairment assessment, and focusing on those with the most significant potential impact on the separate financial statements, we specifically assessed the Bank's assumptions on the expected future cash flows, including the realizable value of collateral based on our own understanding and available market information.



Translation in English of the official Auditors' report issued in Bulgarian.



- We performed subsequent events procedures focused on the development of the sampled loans from the Corporate portfolio post balance sheet date to assess the Bank's assumptions on the expected future cash flows.
- For the retail loans we evaluated the impairment model applied by the Bank as of 1 January and 31 December 2018 for the calculation of collective impairment losses. We focused on assessing for reasonableness the PD and LGD calculations by examining support for the key assumption used and data sources. We also analysed whether the FLI has been correlated and considered in the collective impairment model. In addition, we tested the mathematical accuracy of the collective ECL calculations.
- We reviewed the performed by management simulation based on back-test analysis of LGD parameters on the retail loan portfolio for the purpose of assessing whether the collective impairment loss estimate appeared reasonable.
- We assessed the relevance and adequacy of the financial statement disclosures for the impairment of loans to customers and related impact from adoption of IFRS 9.




Information Other than the Separate Financial Statements and Auditors' Report Thereon

Management is responsible for the other information. The other information, which we have obtained prior the date of our auditors' report, comprises the management report, including the corporate governance statement and the non-financial declaration prepared by management in accordance with Chapter Seven of the Accountancy Act, but does not include the separate financial statements and our auditors' report thereon.

Our opinion on the separate financial statements does not cover the other information and we do not express any form of assurance conclusion thereon, unless and to the extent explicitly specified in our report.

In connection with our audit of the separate financial statements, our responsibility is to read the other information and, in doing so, consider whether the other information is materially inconsistent with the separate financial statements or our knowledge obtained in the audit or otherwise appears to be materially misstated. If, based on the work we have performed, we conclude that there is a material misstatement of this other information, we are required to report that fact.

We have nothing to report in this regard.

Responsibilities of Management and Those Charged with Governance for the Separate Financial Statements

Management is responsible for the preparation and presentation of the separate financial statements that give a true and fair view in accordance with IFRS, as adopted by the EU, and for such internal control as management determines is necessary to enable the preparation of financial statements that are free from material misstatement, whether due to fraud or error.

In preparing the separate financial statements, management is responsible for assessing the Bank's ability to continue as a going concern, disclosing, as applicable, matters related to going concern and using the going concern basis of accounting unless management either intends to liquidate the Bank or to cease operations, or has no realistic alternative but to do so.

Those charged with governance are responsible for overseeing the Bank's financial reporting process.



Auditors' Responsibilities for the Audit of the Separate Financial Statements

Our objectives are to obtain reasonable assurance about whether the separate financial statements as a whole are free from material misstatement, whether due to fraud or error, and to issue an auditors' report that includes our opinion. Reasonable assurance is a high level of assurance, but is not a guarantee that an audit conducted in accordance with ISAs will always detect a material misstatement when it exists. Misstatements can arise from fraud or error and are considered material if, individually or in the aggregate, they could reasonably be expected to influence the economic decisions of users taken on the basis of these separate financial statements.

As part of an audit in accordance with ISAs, we exercise professional judgment and maintain professional skepticism throughout the audit. We also:

- Identify and assess the risks of material misstatement of the separate financial statements, whether due to fraud or error, design and perform audit procedures responsive to those risks, and obtain audit evidence that is sufficient and appropriate to provide a basis for our opinion. The risk of not detecting a material misstatement resulting from fraud is higher than for one resulting from error, as fraud may involve collusion, forgery, intentional omissions, misrepresentations, or the override of internal control.
- Obtain an understanding of internal control relevant to the audit in order to design audit procedures that are appropriate in the circumstances, but not for the purpose of expressing an opinion on the effectiveness of the Bank's internal control.
- Evaluate the appropriateness of accounting policies used and the reasonableness of accounting estimates and related disclosures made by management.
- Conclude on the appropriateness of management's use of the going concern basis of accounting and, based on the audit evidence obtained, whether a material uncertainty exists related to events or conditions that may cast significant doubt on the Bank's ability to continue as a going concern. If we conclude that a material uncertainty exists, we are required to draw attention in our auditors' report to the related disclosures in the separate financial statements or, if such disclosures are inadequate, to modify our opinion. Our conclusions are based on the audit evidence obtained up to the date of our auditors' report. However, future events or conditions may cause the Bank to cease to continue as a going concern.
- Evaluate the overall presentation, structure and content of the separate financial statements, including the disclosures, and whether the separate financial statements represent the underlying transactions and events in a manner that achieves true and fair presentation.



We communicate with those charged with governance regarding, among other matters, the planned scope and timing of the audit and significant audit findings, including any significant deficiencies in internal control that we identify during our audit.

We also provide those charged with governance with a statement that we have complied with relevant ethical requirements regarding independence, and to communicate with them all relationships and other matters that may reasonably be thought to bear on our independence, and where applicable, related safeguards.

From the matters communicated with those charged with governance, we determine those matters that were of most significance in the audit of the separate financial statements of the current period and are therefore the key audit matters. We describe these matters in our auditors' report unless law or regulation precludes public disclosure about the matter or when, in extremely rare circumstances, we determine that a matter should not be communicated in our report because the adverse consequences of doing so would reasonably be expected to outweigh the public interest benefits of such communication.

We are jointly and severally responsible for the performance of our audit and for the expressed by us audit opinion as per the requirements of the IFAA applicable in Bulgaria. In accepting and executing the joint audit engagement, in connection with which we report hereby, we also have followed the Guidance on Performing a Joint Audit issued on 13 June 2017 by the Institute of Certified Public Accountants in Bulgaria and the Commission for Public Oversight of Statutory Auditors in Bulgaria.

Report on Other Legal and Regulatory Requirements

Additional Matters to be Reported under the Accountancy Act

In addition to our responsibilities and reporting in accordance with ISAs, described above in the *Information Other than the Separate Financial Statements and Auditors' Report Thereon* section, in relation to the management report, including the corporate governance statement and the non-financial declaration, we have also performed the procedures added to those required under ISAs in accordance with the Guidelines on New and Expanded Auditor's Reports and Auditor's Communication of the professional organisation of certified public accountants and registered auditors in Bulgaria, i.e. the Institute of Certified Public Accountants (ICPA). These procedures refer to testing the existence, form and content of this other information to assist us in forming opinions about whether the other information includes the disclosures and reporting provided for in Chapter Seven of the Accountancy Act and in the Public Offering of Securities Act applicable in Bulgaria.



Opinion in connection with Art. 37, paragraph 6 of the Accountancy Act


Based on the procedures performed, our opinion is that:

- a) The information included in the management report referring to the financial year for which the separate financial statements have been prepared is consistent with those separate financial statements.
- b) The management report has been prepared in accordance with the requirements of Chapter Seven of the Accountancy Act.
- c) The corporate governance statement referring to the financial year for which the separate financial statements have been prepared presents the information required under Chapter Seven of the Accountancy Act and Art. 100 (m), paragraph 8 of the Public Offering of Securities Act.
- d) The non-financial declaration referring to the financial year for which the separate financial statements have been prepared is provided and prepared in accordance with the requirements of Chapter Seven of the Accountancy Act.

Reporting in accordance with Ordinance №38/2007 and №58/2018 of Financial Supervision Commission

Statement in accordance with article 33 of Ordinance №38/2007 of Financial Supervision Commission (FSC) on the requirements to the activities of the investment intermediaries and article 11 of Ordinance №58/2018 of FSC on the requirements for protection of the financial instruments and cash funds of clients, for management of goods and for providing or receipt of remuneration, commissions, other cash and non-cash benefits

On the basis of the performed audit procedures and the obtained understanding for the activity of the Bank and during the performance of our audit of the separate financial statements of the Bank, the created and applied organization in relation with the fiduciary assets is in accordance of the requirements of article 28-31 of Ordinance №38 and of article 3-10 of Ordinance №58 of FSC on the activity of the Bank in its role as investment intermediary.

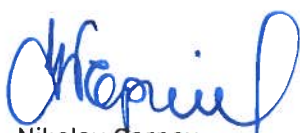


Reporting in accordance with Art. 10 of Regulation (EU) No 537/2014 in connection with the requirements of Art. 59 of the Independent Financial Audit Act

In accordance with the requirements of the Independent Financial Audit Act in connection with Art. 10 of Regulation (EU) No 537/2014, we hereby additionally report the information stated below.

- Ernst & Young Audit OOD and AFA OOD were appointed as statutory auditors of the separate financial statements of TBI Bank EAD for the year ended 31 December 2018 by the general meeting of shareholders held on 7 November 2018 for a period of one year.
- The audit of the separate financial statements of the Bank for the year ended 31 December 2018 represents the third total uninterrupted statutory audit engagement for that entity carried out by Ernst & Young Audit OOD and the second total uninterrupted statutory audit engagement for that entity carried by AFA OOD.
- We hereby confirm that the audit opinion expressed by us is consistent with the additional report, provided to the audit committee of TBI Bank EAD, in compliance with the requirements of Art. 60 of the Independent Financial Audit Act.
- We hereby confirm that we have not provided the prohibited non-audit services referred to in Art. 64 of the Independent Financial Audit Act.
- We hereby confirm that in conducting the audit we have remained independent of the Bank.

Audit Firm Ernst & Young Audit OOD:



Nikolay Garnev

Legal Representative and

Registered Auditor in charge of the audit

Audit Firm AFA OOD:



Renny Iordanova

Legal Representative



Valia Iordanova

Registered Auditor in charge of the audit

Sofia, Bulgaria

15 April 2019

Separate statement of comprehensive income
for the year ended 31 December

	Notes	2018	2017 restated
Interest income on EIR	5	127,084	87,850
Other interest income		-	163
Interest expense	5	(5,815)	(7,269)
Net interest income		121,269	80,744
Fee and commission income	6	23,841	16,253
Fee and commission expense	6	(4,000)	(2,874)
Net fee and commission income		19,841	13,379
Net trading (losses) / gains	7	(1,622)	235
Other operating income/(expenses), net	8	190	(326)
Net operating income before impairment		139,678	94,032
Loss on impairment of financial assets	16	(39,579)	(11,887)
Loss on impairment of other assets	18	(2)	(75)
Net operating income		100,097	82,070
Personnel expenses	10	(31,216)	(25,204)
Depreciation / amortisation expenses	20,21	(1,897)	(1,649)
Administrative and other expenses	9	(38,866)	(21,379)
Total administrative expenses		(71,979)	(48,232)
Profit before tax		28,118	33,838
Income tax expense	11	(2,711)	(3,321)
Profit for the year		25,407	30,517

(continued on the following page)

The notes on pages 1 to 34 form an integral part to the accompanying separate financial statements.

Financial statements on which an auditors' report is issued dated: 15 April 2019


Audit firm "Ernst & Young Audit" OOD:

Audit firm "AFA" OOD:


Separate statement of comprehensive income (continued)
for the year ended 31 December


Notes

Other comprehensive income		2018	2017
Components to be reclassified to the profit or loss:			
Foreign exchange differences from translation of the financial statements of foreign operation	30	11	63
Net loss on financial assets at fair value through other comprehensive income		(1,183)	-
Current tax relating to unrealised gains on financial assets at fair value through other comprehensive income		123	-
Net gain/(loss) on available for sale financial assets remeasured at fair value	30	-	169
Current tax relating to unrealised gains on available-for-sale financial assets		-	(26)
		<u>(1,049)</u>	<u>206</u>
Components not to be reclassified to the profit or loss:			
		-	-
Other comprehensive income for the year		<u>(1,049)</u>	<u>206</u>
TOTAL COMPREHENSIVE INCOME FOR THE YEAR		<u>24,358</u>	<u>30,723</u>


Valentin Galabov
Executive Director and
Member of MB




Alexander Dimitrov
Executive Director and
Member of MB


Yordan Stoyanov
Preparer

The separate financial statements were authorised for issue with a resolution of the Management Board dated 12 April 2019. The notes on pages 1 to 34 form an integral part to the accompanying separate financial statements.

Financial statements on which an auditors' report is issued dated: 15 April 2019

Audit firm "Ernst & Young Audit" OOD:



Audit firm "AFA" OOD:



Separate statement of financial position

	Notes	As at 31 December	
		2018	2017
ASSETS			
Cash on hand and balances with central banks	12	120,560	166,684
Placements with other banks	13	15,493	18,363
Derivatives	26	306	10
Available-for-sale financial assets	14	-	26,519
Financial assets at fair value through other comprehensive income	14	66,377	-
Loans to customers	15,16,17	493,659	431,819
Other assets	23	9,781	3,821
Current tax assets	11	2,032	1,616
Assets held for sale	19	-	13,937
Assets acquired from foreclosure on collateral	18	8,532	-
Investments in subsidiaries	22	11,148	11,148
Intangible assets	20	5,794	3,062
Property and equipment	21	11,023	11,001
Deferred tax assets	11	367	326
Total assets		745,072	688,306
LIABILITIES			
Derivatives	26	136	224
Deposits from banks	24	5,033	-
Deposits from customers	25	532,829	506,824
Other borrowings	26	112	502
Other liabilities	27	21,164	16,681
Total liabilities		559,274	524,231
EQUITY			
Share capital	30	81,600	81,600
Statutory reserves	30	8,350	8,350
Revaluation reserve	30	(715)	232
Reserve from translation of financial statements of foreign operations	30	98	87
Accumulated profit		96,465	73,806
Total equity		185,798	164,075
Total liabilities and equity		745,072	688,306

Valentin Galabov
Executive Director and
Member of MB

Alexander Dimitrov
Executive Director and
Member of MB

Yordan Stoyanov
Preparer

The separate financial statements were authorised for issue with a resolution of the Management Board dated 12 April 2019. The notes on pages 1 to 34 form an integral part to the accompanying separate financial statements.

Financial statements on which an auditors' report is issued dated: 15 April 2019

Audit firm "Ernst & Young Audit" OOD:

Audit firm "AFA" OOD:

Separate statement of changes in equity
for the year ended 31 December

	Share capital (Note 30)	Statutory reserves (Note 30)	Revaluation reserve – financial assets (Note 30)	Reserve from translation of financial statements of foreign operations (Note 30)	Retained earnings	Total
At 1 January 2017	81,600	7,168	89	24	44,692	133,573
Profit for the year	-	-	-	-	30,517	30,517
Other comprehensive income, net of tax	-	-	143	63	-	206
Total comprehensive income for the year	-	-	143	63	30,517	30,723
Profit distribution	-	1,182	-	-	(1,182)	0
Other movements	-	-	-	-	(221)	(221)
At 31 December 2017	81,600	8,350	232	87	73,806	164,075
Effect of first-time adoption of IFRS 9	-	-	113	-	(2,748)	(2,635)
At 1 January 2018 restated	81,600	8,350	345	87	71,058	161,440
Profit for the year	-	-	-	-	25,407	25,407
Other comprehensive income, net of taxes	-	-	(1,060)	11	-	(1,049)
Total comprehensive income for the year	-	-	(1,060)	11	25,407	24,358
At 31 December 2018	81,600	8,350	(715)	98	96,465	185,798

Valentin Galabov
Executive Director and
Member of MB



Alexander Dimitrov
Executive Director and
Member of MB

Yordan Stoyanov
Preparer

The separate financial statements were authorised for issue with a resolution of the Management Board dated 12 April 2019. The notes on pages 1 to 34 form an integral part to the accompanying separate financial statements.

Financial statements on which an auditors' report is issued dated: 15 April 2019

Audit firm "Ernst & Young Audit" OOD:

Audit firm "AFA" OOD:

Separate statement of cash flows
for the year ended 31 December

	Notes	2018	2017
Cash flows from operating activities			
Profit for the year		25,407	30,517
<i>Adjustments:</i>			
Tax expense accrued		(2,711)	3,647
Deferred tax benefit accrued		41	(326)
Impairment of financial assets	17	39,579	14,084
Impairment of assets held for sale		-	75
Depreciation of property and equipment, and intangible assets	20,21	1,897	1,649
Net gains on transactions with assets held for sale	7	-	(802)
Net gains or losses on available-for-sale financial assets	7	-	(554)
Net gains or losses on financial assets and liabilities carried at fair value through OCI		(576)	-
Unused leaves provisions	26	2,332	4,534
Unrealised foreign exchange losses	6	11	153
Taxes paid		(4,668)	(5,185)
Cash flows from operating activities before changes in operating assets and liabilities		61,312	47,792
Changes in operating assets and liabilities, net			
Increase in the statutory reserves with Central banks	12	(6,600)	(4,710)
Decrease in loans to banks with an original maturity of more than 3 months		371	493
Increase in loans to customers	15	(104,000)	(94,904)
Increase in available-for-sale financial assets	14	-	(3,375)
Increase in financial assets at fair value through OCI		(40,970)	-
Decrease in assets acquired from foreclosure on collateral/held for sale		5,981	276
(Increase) / decrease in derivatives		(384)	183
Increase in financial assets held for trading		-	(2,330)
Increase in financial assets held to maturity		-	(397)
(Increase)/decrease in other assets		(6,417)	6,262
Increase/(decrease) in deposits from banks	24	5,033	(5,879)
Increase/(decrease) in deposits from customers	25	26,005	64,964
Increase in other liabilities	27	9,489	172
Net cash flows (used in) / from operating activities		(50,180)	8,547

(continued on the following page)

The notes on pages 1 to 34 form an integral part to the accompanying separate financial statements.

Financial statements on which an auditors' report is issued dated: 15 April 2019

Audit firm "Ernst & Young Audit" OOD:

Audit firm "AFA" OOD:

Separate statement of cash flows (continued)

	Notes	2018	2017
Cash flows from investing activities			
Cash proceeds relating to subsidiaries	22	-	3,745
Purchase of intangible assets	20	(3,575)	(2,300)
Purchase of property and equipment	21	(1,076)	(820)
Net cash flows (used in) / from investing activities		(4,651)	625
Cash flows from financing activities			
Payments made on other borrowings	31	(390)	(422)
Net cash flows used in financing activities		(390)	(400)
Net (decrease) / increase in cash and cash equivalents		(55,221)	8,750
Cash and cash equivalents on 1 January		(55,221)	8,750
Cash and cash equivalents on 31 December	31	131,693	122,943
	31	76,472	131,693

Cash flows related to interest and dividends

	2018	2017
Interest paid	(3,099)	(7,445)
Interest received	125,631	86,261
Dividends received	-	21

Valentin Galabov
Executive Director and
Member of MB



Alexander Dimitrov
Executive Director and
Member of MB

Yordan Stoyanov
Preparer

The separate financial statements were authorised for issue with a resolution of the Management Board dated 12 April 2019. The notes on pages 1 to 34 form an integral part to the accompanying separate financial statements.

Financial statements on which an auditors' report is issued dated: 15 April 2019

Audit firm "Ernst & Young Audit" OOD:

Audit firm "AFA" OOD:

Notes to the separate financial statements**1 General information and accounting policies**

TBI Bank EAD (the Bank) was incorporated on 11 November 2002 as a joint-stock company with a two-tier management system under the name West - East Bank AD with the following shareholders: Aktiva Holding B.V., Factor Banka d.d. and LB Maxima D.O.O. The Bank was registered at Sofia City Court as a joint-stock company on 28 August 2003, UIC 131134023, after receiving a licence from the Bulgarian National Bank allowing it to render banking services on 13 August 2003. It started its operations on 1 October 2003. In 2006 Nova Ljubljanska Banka d.d. consecutively acquired 97.01% of the share capital of the Bank: on 14 April 2006 - 72.51 %, and then on 28 December 2008 another 24.50 % of the capital. The name of the Bank was initially changed to NLB Banka West – East AD, and subsequently to NLB Banka Sofia AD. Until mid-2011 the Bank, still under the name of NLB Banka Sofia AD, is controlled by Nova Ljubljanska Banka d.d., which holds 97.01% of its shares. The remaining 2.99% of the shares are held by Factor Banka d.d.

At the end of July 2011 TBIF Financial Services B.V., having its registered office in the Netherlands, acquired 100 % (38,399,001 shares) of the Bank's capital. The legal form of the Bank was changed – from a joint-stock company it was transformed into a sole owner joint-stock company. In October 2011 the Bank's capital was increased by BGN 8,001 thousand, and at the end of November 2011 the name of the Bank was changed to TBI Bank EAD. As at 31 December 2016 the Bank's capital amounted to BGN 81,600 thousand, distributed in 81,600,000 ordinary dematerialised shares with a par value of BGN 1 each.

The Head office of the Bank was moved to a new registered office in September 2012, as follows: Sofia, 52-54, Dimitar Hadzhikotzev St. The operations of the Bank are carried out through the Head office in Sofia, the branch in Bucharest, 162 offices and outsourced working stations. At the end of 2012 the Bank obtained permit issued by the Bulgarian National Bank to open a branch in the Republic of Romania and launched the steps required for the coordination, technical and resource provisioning for the operations related to the upcoming start of the work of the branch. The branch launched its operations in 2013 with a focus on providing financing to individuals and legal entities.

The parent of the Bank is Tirona Limited, Cyprus. The parent is looking for opportunities to invest in financial services, particularly banking, mortgage and consumer financing, asset management and investment advisory services in Central and Eastern Europe, and in some former CIS republics. The ultimate parent of the Bank is 4Finance having its registered address in Latvia. The bonds of the company are quoted on the stock exchanges Frankfurt Stock, Irish Stock Exchange and Nasdaq Stockholm.

As of 31 December 2018, the Bank held the controlling interest of TBI CREDIT IFN S.A., with place of business and country of incorporation Romania and TBI Leasing INF S.A., with place of business and country of incorporation Romania.

The policy of the Bank is to carry all of its investments in subsidiaries at cost in its separate financial statements. Dividends are recognised as income when the Bank's right to receive them arises.

Notes to the separate financial statements (continued)**1 General information and accounting policies (continued)**

The accompanying financial statements are not consolidated financial statements in accordance with art. 37, paragraph 2 of the Accountancy Act and International Accounting Standard 10 *Consolidated Financial Statements*. The Bank prepares consolidated financial statements in accordance with IFRS 10 and the Bulgarian legislation. These consolidated financial statements are available at www.tbibank.bg. In order to obtain the complete information as to the financial position, performance and changes in the financial position of the Group as a whole, the accompanying financial statements should be read by the users together with the consolidated financial statements as at and for the year ended 31 December 2018 at the time when these financial statements are available.

The Bank is managed by a Management Board under the control of a Supervisory Board. As at 31 December 2018 the Management Board comprises five members with a term of office up to five years elected by the Supervisory Board. Three of the Management Board members are also Executive Directors and the Bank is represented jointly by each two of its Executive Directors. The Supervisory Board comprises at least three but not more than seven members with a term in office of up to five years. The individuals charged with the overall governance are presented by the Audit Committee (Ariel Hason, Inita Hane and Dmitri Babichev) and the Supervisory Board (Ariel Hason, Kieran Donnelly and Gauthier Van Weddingen) of the Bank.

The accompanying separate financial statements, as well as the consolidated financial statements, have been approved by the Bank's Management Board by virtue of resolution of 29 March 2019.

The following note presents the significant accounting policies according to which the financial statements have been prepared, to the extent they have not yet been disclosed in previous notes. These policies have been applied to all years presented, unless expressly stated otherwise.

a Basis of preparation of the financial statements**Statement of compliance**

These financial statements have been prepared in accordance with International Financial Reporting Standards (IFRS) and interpretations issued by the IFRS Interpretations Committee (IFRIC) as adopted by the European Union. Reporting framework "IFRS as adopted by the EU" is essentially the defined national basis of accounting "IAS, as adopted by the EU", stipulated in the Bulgarian Accountancy Act and defined in paragraph 8 of its Additional provisions.

The Bank presents its statement of financial position based on liquidity. An analysis of the recovery of assets or the settlement of liabilities within twelve months after the balance sheet date (current) and more than 12 months after the balance sheet date (non-current) is presented in the Notes to the financial statements.

Notes to the separate financial statements (continued)**1 General information and accounting policies (continued)****b Changes in accounting policies and disclosures applicable to reporting periods ending 31 December 2018****Comparability of data**

The financial statements provide comparative data with respect to the previous period.

Aiming at achieving a better presentation, the Bank's management judged as necessary and revised the previous period's presentation of certain items of the separate financial statements. The revision relates to the disclosure of the statement of comprehensive income as follows:

- Reclassification of income from loans written off, net gains/losses on sale of loans in line Other operating income / (expenses), net of line Impairment losses of financial assets of BGN 5,308 thousand (2017: BGN 2,197 thousand).

The reclassifications made have no effect on the reported financial position, performance or cash flows of the Bank.

An exception to this rule is the presentation of the effects from the first-time adoption of IFRS 9 Financial Instruments and IFRS 15 Revenue from Contracts with Customers. Upon adoption of IFRS 9 Financial Instruments, the Bank applied the exceptions (reliefs) on its initial implementation. The Bank adopted IFRS 15 Revenue from Contracts with Customers using the modified retrospective method of adoption with the date of initial application of 1 January 2018. All adjustments originating from the initial application of the two new standards have been reported in the equity (to „Retained earnings" and „Fair value reserve of financial assets at fair value through other comprehensive income") at 1 January 2018. The 2017 comparatives have not been restated.

The accounting policies applied by the Bank are consistent with those applied during the preceding reporting period, except the following amended IFRS adopted as of 1 January 2018.

IFRS 9 Financial Instruments: Classification and Measurement

IFRS 9 Financial Instruments replaces IAS 39 Financial Instruments: Recognition and Measurement for annual periods beginning on or after 1 January 2018, bringing together all three aspects of the accounting for financial instruments: classification and measurement; impairment; and hedge accounting.

The Bank applied IFRS 9 prospectively, with an initial application date of 1 January 2018. The Bank has not restated the comparative information, which continues to be reported under IAS 39. Differences arising from the adoption of IFRS 9 have been recognised directly in retained earnings and other components of equity.

The effect of adopting IFRS 9 as at 1 January 2018 was, as follows:

Revaluation reserve

At 31 December 2017 in accordance with IAS 39	232
Recognition of impairment for expected credit losses under IFRS 9 for financial assets at amortised cost	113
At 01 January 2018 in accordance with IFRS 9	345

Retained earnings

At 31 December 2017 in accordance with IAS 39	73,806
Recognition of impairment for expected credit losses under IFRS 9 for financial assets at fair value through other comprehensive income	(2,748)
At 01 January 2018 in accordance with IFRS 9	71,058
Total effect of the adoption of IFRS 9 on the equity	(2,635)

Notes to the separate financial statements (continued)**1 General information and accounting policies (continued)****b Changes in accounting policies and disclosures applicable to reporting periods ending 31 December 2018 (continued)**

The nature of these adjustments are described below:

(a) Classification and measurement

Under IFRS 9, debt instruments are subsequently measured at fair value through profit or loss, amortised cost, or fair value through OCI. The classification is based on two criteria: the Bank's business model for managing the assets; and whether the instruments' contractual cash flows represent 'solely payments of principal and interest' on the principal amount outstanding.

The assessment of the Bank's business model was made as of the date of initial application, 1 January 2018. The assessment of whether contractual cash flows on debt instruments are solely comprised of principal and interest was made based on the facts and circumstances as at the initial recognition of the assets.

The classification and measurement requirements of IFRS 9 did not have a significant impact to the Bank. The Bank continued measuring at fair value all financial assets previously held at fair value under IAS 39. The following are the changes in the classification of the Bank's financial assets:

- Debt securities classified as Available-for-sale financial assets at 31 December 2017 are classified and measured as Financial assets at fair value through other comprehensive income beginning 1 January 2018. The Bank elected to classify its investments in debt securities as financial assets at fair value through other comprehensive income at the date of initial application as it intends to hold these investments for the foreseeable future. There were no impairment losses recognised in profit or loss for these investments in prior periods.
- Equity investments in non-listed companies classified as Available-for-sale financial assets at 31 December 2017 are classified and measured as Equity instruments designated at fair value through other comprehensive income beginning 1 January 2018. The Bank elected to classify irrevocably its unquoted equity investments as Equity instruments designated at fair value through other comprehensive income at the date of initial application as it intends to hold these investments for the foreseeable future. There were no impairment losses recognised in profit or loss for these investments in prior periods.

In summary, upon adoption of IFRS 9, the Bank had the following required or elected reclassifications as at 1 January 2018.:

- Reclassified a portfolio of available-for-sale (AFS) to a portfolio "Fair value through other comprehensive income" (FVOCI);
- Reclassified a portfolio of loans and receivables (receivables on accounts with Central Banks, placements with other banks, loans to customers, and other receivables) to a portfolio "Amortised cost" (AC).

The Bank has not designated financial liabilities as carried at fair value through profit or loss. The classification and measurement of the Bank's financial liabilities were not changed.

Notes to the separate financial statements (continued)**1 General information and accounting policies (continued)****b Changes in accounting policies and disclosures applicable to reporting periods ending 31 December 2018 (continued)****(b) Impairment**

The adoption of IFRS 9 has fundamentally changed the Bank's accounting for impairment losses for financial assets by replacing IAS 39's incurred loss approach with a forward-looking expected credit loss (ECL) approach. IFRS 9 requires the Bank to recognise an allowance for ECLs for all financial assets held at amortised cost or at fair value through other comprehensive income, except for equity instruments. These requirements apply also to reported trade receivables, lease receivables and receivables under contracts with customers.

Upon adoption of IFRS 9 the Bank recognised additional impairment on loans to customers, placements with other banks and Debt instruments at fair value through other comprehensive income of BGN 2,748 thousand, and respectively, which resulted in a decrease in Retained earnings at 1 January 2018. Impairment losses do not reduce the carrying amount of debt instruments at fair value through other comprehensive income in the statement of financial position, which remains at fair value. An amount equal to the impairment allowance for expected credit losses of BGN 113 thousand (net of tax) was included in Other components of equity under Fair value reserve of financial assets at fair value through other comprehensive income.

Set out below is the reconciliation of the ending impairment allowances in accordance with IAS 39 to the opening loss allowances determined in accordance with IFRS 9:

	Allowance for impairment under IAS 39	Remeasure ment	Expected credit losses under IFRS 9
	As at 31.12.2017		As at 01.01.2018
Impairment for			
Loans under IAS 39/ Financial assets at amortised cost under IFRS 9	(31,882)	(2,633)	(34,515)
Placements with other banks under IAS 39 / Financial assets at amortised cost under IFRS 9	-	(2)	(2)
Available-for-sale financial assets under IAS 39 / Financial assets at fair value through other comprehensive income under IFRS 9	-	(113)	(113)
Total	(31,882)	(2,748)	(34,630)

Notes to the separate financial statements (continued)**1 General information and accounting policies (continued)****b Changes in accounting policies and disclosures applicable to reporting periods ending 31 December 2018 (continued)****IFRS 15 Revenue from contracts with customers**

IFRS 15 supersedes IAS 11 Construction Contracts, IAS 18 Revenue and related Interpretations and it applies, with limited exceptions, to all revenue arising from contracts with its customers. IFRS 15 establishes a new, five-step model to account for revenue arising from contracts with customers and requires that revenue be recognised at an amount that reflects the consideration to which an entity expects to be entitled in exchange for transferring goods or services to a customer.

IFRS 15 requires entities to exercise judgement, taking into consideration all of the relevant facts and circumstances when applying each step of the model to contracts with their customers. The standard also specifies the accounting for the incremental costs of obtaining a contract and the costs directly related to fulfilling a contract. In addition, the standard requires extensive disclosures.

The Bank adopted IFRS 15 using the modified retrospective method of adoption with the date of initial application being 1 January 2018. Under this method, the standard can be applied either to all contracts at the date of initial application or only to contracts that are not completed at this date. The Bank elected to apply the standard only to contracts that are not completed as at 1 January 2018.

IFRIC 22 Foreign Currency Transactions and Advance Consideration

The interpretation addresses how to determine the date of the transaction for the purpose of determining the exchange rate to use on initial recognition of the related asset, expense or income (or part of it) on the derecognition of a non-monetary asset or non-monetary liability arising from the payment or receipt of advance consideration in a foreign currency. The interpretations have no effect on the financial position or performance of the Bank.

IFRS 2 Share-based Payment (Amendments): Classification and Measurement of Share based Payment Transactions

The amendments provide requirements on the accounting for the effects of vesting and non-vesting conditions on the measurement of cash-settled share-based payments, for share-based payment transactions with a net settlement feature for withholding tax obligations and for modifications to the terms and conditions of a share-based payment that changes the classification of the transaction from cash-settled to equity-settled. The amendments have no effect on the financial position or performance of the Bank.

IFRS 4 Insurance Contracts (Amendments): Applying IFRS 9 Financial Instruments with IFRS 4 Insurance Contracts

The objective of these amendments is to address issues arising from the different effective dates of IFRS 9 Financial Instruments and the upcoming new insurance contracts standard IFRS 17 Insurance Contract. Entities issuing insurance contracts will still be able to adopt IFRS 9 on 1 January 2018. The amendments introduce two alternative options for entities issuing contracts within the scope of IFRS 4, notably a temporary exemption and an overlay approach. The temporary exemption enables eligible entities to defer the implementation date of IFRS 9. The overlay approach allows an entity applying IFRS 9 from 2018 onwards to remove from profit or loss the effects of some of the accounting mismatches that may occur from applying IFRS 9 before IFRS 17 is applied. These amendments are not relevant to the Bank.

Notes to the separate financial statements (continued)**1 General information and accounting policies (continued)****b Changes in accounting policies and disclosures applicable to reporting periods ending 31 December 2018 (continued)****IAS 40 Investment Property (Amendments): Transfers of Investment Property**

The amendments clarify transfers of property to, or from, investment property when there is a change in the use of such property which is supported by evidence. The change in management's intentions only is not considered sufficient evidence that there is a change in the use. The amendments have no effect on the financial position or performance of the Bank.

Annual Improvements to IFRSs 2014-2016 Cycle

Summary of amendments and related standards are provided below:

- IAS 28 Investments in Associates and Joint Ventures - measuring an associate or joint venture at fair value.

The amendments have no effect on the financial position or performance of the Bank.

c Standards issued but not yet effective and not early adopted

Standards issued but not yet effective and not early adopted as of the date of issuance of these financial statements are briefly listed below. It is disclosed an impact on disclosures, financial position or performance when applied at a future date. The Bank intends to adopt those standards when they become effective. It is disclosed how it can be expected, to a reasonable extent, the disclosures, financial performance and operating results to be affected when the Bank adopts these standards for the first time. The Bank intends to adopt those standards when they become effective.

IFRS 16 Leasing

IFRS 16 was published in January 2016 and replaces IAS 17 Leases, IFRIC 4 Determining Whether an Arrangement Contains a Lease, SIC-15 Operating Leases—Incentives, SIC-27 Evaluating the Substance of Transactions Involving the Legal Form of a Lease. IFRS 16 sets out the principles for recognition, measurement, presentation and disclosures of leases and requires lessees to account all lease contracts based on uniform balance method, that is similar to the accounting treatment of finance lease in accordance with IAS 17. The Standard provides two exemptions from recognition of lease contracts – leases of low value assets (e.g. laptop computers) and short-term leases (e.g. lease with a lease term of 12 months or less). At the commencement date of the lease the lessee recognises a liability to make lease payments (i.e. the lease liability) and an asset representing the right to use the underlying asset (i.e. the right-of-use asset).

The lessees will be required to recognise separately interest expenses on the lease liability and depreciation expense on the right-of-use asset.

The lessees will be also required to remeasure the lease liability when there is a lease modification (e.g. change in lease term, change in future lease payments resulting from a change in an index or a rate used to determine those payments). In general, the lessee will recognise the amount of remeasurement of the lease liability as correction in the right-of-use asset.

Notes to the separate financial statements (continued)**1 General information and accounting policies (continued)****c Standards issued but not yet effective and not early adopted (continued)**

According to IFRS 16 the lessor accounting remains substantially unchanged from current accounting in accordance with IAS 17. Lessors will classify all leases using the same classification principle as in IAS 17 and distinguish between operating and finance leases.

IFRS 16, which is effective for annual periods beginning on or after 1 January 2019, requires lessees and lessors to provide more extensive disclosures from the ones required by IAS 17.

The Bank plans to apply IFRS 16 by electing the modified retrospective approach and to recognise the accumulated effect on the initial adoption as an adjustment to the opening balance of retained earnings at the date of adoption. This approach allows there to be no adjustment for previous years, i.e. the comparative information will not be restated. For leases, which have been identified as operating leases in accordance with the requirements of IAS 17, the Bank will choose to calculate the right of use at the amount of the lease obligation adjusted by prepayments or accrued lease payments. The Bank will apply IFRS 16 to contracts that have been identified as finance leases in previous periods upon application of IAS 17 and IFRIC 4. The Bank will use the practical expedients included in the Standard for contracts that have not been identified as contracts containing lease in accordance with IAS 17 and IFRIC 4 at the date of initial application of IFRS 16:

At the date of approval for issue of these financial statements for 2018, the Bank is still in the process of completing the analysis of the effects of the initial application of IFRS 16. The assessment of the possible effect that the implementation of IFRS 16 will have on the financial statements during the period of initial application is presented below at aggregated level. The quantitative information disclosed below may be subject to further changes in 2019 following the completion of the analysis in relation to the first-time adoption of IFRS 16.

	BGN'000
Assets	5,649
Liabilities	5,686
Accumulated profits (depreciation/amortisation)	(37)
Net effect on the equity	5,649

IFRS 17: Insurance Contracts

The standard is effective for annual periods beginning on or after 1 January 2021 with earlier application permitted if both IFRS 15 Revenue from Contracts with Customers and IFRS 9 Financial Instruments have also been applied. IFRS 17 Insurance Contracts establishes principles for the recognition, measurement, presentation and disclosure of insurance contracts issued. It also requires similar principles to be applied to reinsurance contracts held and investment contracts with discretionary participation features issued. The objective is to ensure that entities provide relevant information in a way that faithfully represents those contracts. This information gives a basis for users of financial statements to assess the effect that contracts within the scope of IFRS 17 have on the financial position, financial performance and cash flows of an entity. The Standard has not yet been endorsed by the EU. It is not relevant to the Bank.

Notes to the separate financial statements (continued)**1 General information and accounting policies (continued)****c Standards issued but not yet effective and not early adopted (continued)*****Amendments in IFRS 10 Consolidated Financial Statements and IAS 28 Investments in Associates and Joint Ventures: Sale or Contribution of Assets between an Investor and its Associate or Joint Venture***

The amendments address an acknowledged inconsistency between the requirements in IFRS 10 and those in IAS 28, in dealing with the sale or contribution of assets between an investor and its associate or joint venture. A full gain or loss is recognised when a transaction involves a business or a partial gain or loss is recognised when a transaction involves assets that do not constitute a business. The IASB postponed the effective date of this amendment indefinitely pending the outcome of its research project on the equity method of accounting. The amendments have not yet been endorsed by the EU. It is not expected that these amendments would impact the financial position or performance of the Bank.

IFRIC 23 Uncertainty over Income Tax Treatments

The Interpretation is effective for annual periods beginning on or after 1 January 2019 with earlier application permitted. The Interpretation addresses the accounting for income taxes when tax treatments involve uncertainty that affects the application of IAS 12. The Interpretation provides guidance on considering uncertain tax treatments separately or together, examination by tax authorities, the appropriate method to reflect uncertainty and accounting for changes in facts and circumstances. The Bank is in the process of assessing the impact of the new interpretation on its financial position or performance.

IFRS 9 Financial Instruments: Classification and Measurement (Amendments): Prepayment Features with Negative Compensation

The Amendments, effective for annual periods beginning on or after 1 January 2019 with earlier application permitted, propose a change to IFRS 9 for particular financial assets that would otherwise have contractual cash flows that are solely payments of principal and interest but do not meet that condition only as a result of a negative prepayment feature. Specifically, for a financial asset that contains a prepayment option that may result in the payment of a reasonable negative compensation amount, the Amendments require the financial asset to be measured at amortised cost or at fair value through other comprehensive income, subject to the assessment of the business model in which it is held. It is not expected that these amendments would impact the financial position or performance of the Bank.

IAS 28 Investments in associates (Amendments): Long-term Interests in Associates and Joint Ventures

The amendments are effective for annual periods beginning on or after 1 January 2019 with earlier application permitted. The Amendments clarify that an entity applies IFRS 9 Financial Instruments to long-term interests in an associate or joint venture that, in substance, form part of the net investment in the associate or joint venture but to which the equity method is not applied. An entity applies IFRS 9 to such long-term interests before it applies IAS 28. In applying IFRS 9, the entity does not take account of any adjustments to the carrying amount of long-term interests that arise from applying IAS 28. It is not expected that these amendments would impact the financial position or performance of the Bank.

Notes to the separate financial statements (continued)**1 General information and accounting policies (continued)****c Standards issued but not yet effective and not early adopted (continued)****IAS 19 Employee Benefits (Amendments): Plan Amendment, Curtailment or Settlement**

The amendments are effective for annual periods beginning on or after 1 January 2019 with earlier application permitted. The amendments require entities to use updated actuarial assumptions to determine current service cost and net interest for the remainder of the annual reporting period after a plan amendment, curtailment or settlement has occurred. The amendments also clarify how the accounting for a plan amendment, curtailment or settlement affects applying the asset ceiling requirements. The amendments have not yet been endorsed by the EU. The Bank is in the process of assessing the impact of these amendments on its financial position or performance.

IFRS 3 Business combinations (Amendments): Definition of a business

The amendments are effective for annual periods beginning on or after 1 January 2020 with earlier application permitted. The amendments clarify the minimum requirements for a business and narrow the definition of a business. The amendments also remove the assessment of whether market participants are capable of replacing any missing elements, add guidance to help entities assess whether an acquired process is substantive and introduce an optional fair value concentration test. These amendments have not yet been endorsed by the EU. The Bank is in the process of assessing the impact of these amendments on its financial position or performance.

Amendments to IAS 1 Presentation of Financial Statements and IAS 8 Accounting Policies, Changes in Accounting Estimates and Errors: Definition of 'material'

The amendments are effective for annual periods beginning on or after 1 January 2020 with earlier application permitted. The amendments clarify the definition of material and how it should be applied by including in the definition guidance that until now has featured elsewhere in IFRS Standards. The amendments also specify that materiality will depend on the nature or magnitude of information. These amendments have not yet been endorsed by the EU. The Bank is in the process of assessing the impact of these amendments on its financial position or performance.

The Conceptual Framework for Financial Reporting

The IASB issued the revised Conceptual Framework for Financial Reporting on 29 March 2018, which is effective for annual periods beginning on or after 1 January 2020. The Conceptual Framework sets out a comprehensive set of concepts for financial reporting, standard setting, guidance for preparers in developing consistent accounting policies and assistance to others in their efforts to understand and interpret the standards. The main amendments introduced in the revised Conceptual framework for financial reporting are related to measurement, including factors, which should be considered when choosing measurement basis, and to presentation and disclosure, including income and expenses which should be classified in other comprehensive income. The Conceptual framework also provides updated definitions for asset and liability and criteria for their recognition in the financial statements. The Conceptual framework for financial reporting has not yet been endorsed by the EU. The Bank is in the process of assessing the impact of these amendments on its financial position or performance.

Notes to the separate financial statements (continued)**1 General information and accounting policies (continued)****c Standards issued but not yet effective and not early adopted (continued)****Annual Improvements to IFRSs 2015-2017 Cycle**

In the 2015-2017 annual improvements cycle, the IASB issued amendments to standards which are effective for annual periods beginning on or after 1 January 2019. Summary of amendments and related standards are provided below:

- IFRS 3 Business Combinations and IFRS 11 Joint Arrangements – clarifying previously held interest in a joint operation;
- IAS 12 Income taxes – clarifying income tax consequences of payments on financial instruments classified as equity;
- IAS 23 Borrowing costs - clarifying borrowing costs eligible for capitalization.

The improvements to IFRSs 2015 – 2017 Cycle have not yet been endorsed by EU. The Bank is in the process of assessing the impact of the amendments on its financial statements.

d Foreign currency transactions*(a) Functional and presentation currency*

The items included in the Bank's financial statements are measured and presented in Bulgarian lev, which is the functional and presentation currency of the Bank. The Bulgarian lev is pegged to the EUR at an exchange rate BGN 1.95583 to EUR 1 as of 1 January 1999 under the provisions of the BNB Act of 1997.

(b) Transactions and balances

Foreign currency transactions are translated to the functional currency using the exchange rates valid on the dates of the transactions. Foreign currency gains and losses arising as a result of the settlement of such transactions, as well as translation of monetary assets and liabilities denominated in foreign currencies at the exchange rates valid at the year-end, are recognised in the profit or loss.

Non-monetary items that are measured in terms of historical cost in a foreign currency are translated to the functional currency using the exchange rate as of the date of initial transaction (purchase).

As at 31 December 2018, monetary assets and liabilities denominated in foreign currencies were translated at the official exchange rate quoted by BNB on this date – BGN 1.95583 = EUR 1, BGN 1.70815 = USD 1 and BGN 0.419391 = RON 1 (31 December 2017: BGN 1.95583 = EUR 1, BGN 1.63081 = USD 1 and BGN 0.419841 = RON 1).

Notes to the separate financial statements (continued)**1 General information and accounting policies (continued)****d Foreign currency transactions (continued)**

The Bank's foreign operation assets and liabilities, through its branch and its subsidiaries in Romania, were translated into Bulgarian lev at the closing exchange rate quoted by BNB, valid for the new Romanian leu as at 31 December 2018. The foreign operation income and expenses were translated at the average exchange rate for the reporting period, which amounted to BGN 0.420239 for 2018 (2017: BGN 0.4281345 – RON 1). The effects of the translation of the functional currency of the branch into the functional currency of the Bank are recognised in the other comprehensive income.

e Interest income and interest expenses

Beginning 1 January 2018 interest income and interest expenses are recognised in the statement of comprehensive income for all interest-bearing instruments measured at amortised cost, based on the accruals principal using the effective interest rate method.

The effective interest rate method is a method of calculating the amortised cost of a financial asset or liability and allocating interest income or interest expense over the respective time period. The effective interest rate is the rate that discounts exactly the estimated future cash inflows or outflows throughout the expected lifetime of the financial instrument, or a shorter period, as appropriate, to the net carrying amount of the financial asset or financial liability.

In calculating the effective interest rate the Bank makes an estimate of the cash flows taking into account all contractual terms and conditions of the financial instrument (such as, early payment options), excluding any future loan losses. The calculation includes all fees, paid or received between the parties under the contract, which form an integral part of the effective interest rate, the transaction costs and any other premiums or discounts.

The fees on the unabsorbed portion of loans are deferred (together with the related direct costs) and are recognised as an adjustment to the effective interest rate on the respective loans.

If the collectability of a loan is uncertain it is written down to its recoverable amount and the interest income is recognised based on the interest rate which is the original effective interest rate on the financial asset.

Where credits are identified as impaired, the interest income on them is recognised using the effective interest method on the net book value of the instrument, i.e. after deduction of loss adjustment expense. The actual interest income on impaired loans is recognised in profit or loss for the current period when received by the Bank.

Before 01 January 2018, in accordance with the requirements of IAS 39, interest income and interest expenses were recognised in profit or loss for the period for all interest-bearing assets and liabilities using the effective interest rate method and in compliance with the current accrual principle. Interest income and respectively, interest expense, on securities and other discount instruments includes not only the agreed interest but also amortisation of premiums or discounts thereon.

Notes to the separate financial statements (continued)**1 General information and accounting policies (continued)****f Fee and commission income and expenses**

Fees and commissions are recognised based on the accruals principle upon the rendering of the service. Fee and commission income comprise mainly money agent's commissions, transfer fees in Bulgarian levs and foreign currency, and treasury transactions, and are recognised under the accruals principle or on the transfer date, as appropriate.

As disclosed in Note 1 General information and accounting policies, section (b) Revenue from contracts with customers, the initial adoption of IFRS 15 has not resulted in a change in the adopted Bank's policies.

The Bank has identified the following 4 performance obligations under IFRS 15:

- Transaction-related services – revenue is recognised in a certain point in time since the customer simultaneously receives and consumes the benefits due to the short-term period of performance of the service. The fees for these services are determined according to the Bank's Tariff and represent a fixed amount per transaction that corresponds to the value of the benefit transferred to the customer. Considering these circumstances, the Bank uses the practical expedience in IFRS 15, paragraph B16, to recognise revenue upon performing the transaction in an amount equal to that is has the right to withhold in accordance with the Tariff. The Bank used to recognise revenue under the accrual principle in IAS 18, which has led to recognition of revenue in the same way.
- Issuance of guarantees and letters of credits – revenue is recognised in a certain point in time since the customer simultaneously receives and consumes the benefits. Benefits are transferred to the customer evenly over the duration of the contract and therefore, the Bank applies a straight-line method to measure the progress of the contract leading to straight-line amortisation of fees for the agreed period. The fees for these services are fixed amounts calculated according to the value of the guarantee or letter of credit. Under IAS 18, the Bank recognised revenue by rescheduling the fixed fee on a straight-line basis over the duration of the contract, which is essentially identical to the policy under IFRS 15.
- Maintenance of deposits – revenue is recognised in a certain point in time since the customer simultaneously receives and consumes the benefits. The fees for these services are determined according to the Bank's Tariff and represent a fixed monthly amount that reflects the value of the benefit transferred to the customer. Considering these circumstances, the Bank uses the practical expedience in IFRS 15, paragraph B16, to recognise revenue upon performing the transaction in an amount equal to that is has the right to withhold in accordance with the Tariff. The Bank used to recognise revenue under the accrual principle in IAS 18, which has led to recognition of revenue in the same way.
- Activities as an agent, for which the Bank receives agent's commissions - revenue is recognised in a certain point in time upon provision of the agent service since the Bank operates as an agent. Considering these circumstances, the Bank recognises revenue equal to the amount of the agent's commission due for the performance of the agent service. The commission fee is the net amount that is withheld by the Bank after paying the portion due to a third party to which the Bank mediates for the performance of services of that same third party.

Notes to the separate financial statements (continued)**1 General information and accounting policies (continued)****g Financial assets**Initial recognition and measurement**Accounting policy effective from 1 January 2018**

Financial assets are classified, at initial recognition, as subsequently measured at amortised cost, fair value through other comprehensive income (OCI), and fair value through profit or loss.

The classification of financial assets at initial recognition depends on the financial asset's contractual cash flow characteristics and the Bank's business model for managing them.

In order for a financial asset to be classified and measured at amortised cost or fair value through OCI, it needs to give rise to cash flows that are 'solely payments of principal and interest (SPPI)' on the principal amount outstanding. This assessment is referred to as the SPPI test and is performed at an instrument level.

The Bank's business model for managing financial assets refers to how it manages its financial assets in order to generate cash flows. The business model determines whether cash flows will result from collecting contractual cash flows, selling the financial assets, or both.

Purchases or sales of financial assets that require delivery of assets within a time frame established by regulation or convention in the market place (regular way trades) are recognised on the trade (transaction) date, i.e., the date that the Bank commits to purchase or sell the asset.

The Bank initially measures a financial asset at its fair value plus, in the case of a financial asset not at fair value through profit or loss, transaction costs. Trade receivables that do not contain a significant financing component or for which the Bank has applied the practical expedient are measured at the transaction price determined under IFRS 15. Refer to the accounting policies under IFRS 15 in section b) Revenue from contracts with customers.

Subsequent measurement

For purposes of subsequent measurement, financial assets are classified in four categories:

- Financial assets at amortised cost (debt instruments)
- Financial assets at fair value through other comprehensive income with recycling of cumulative gains and losses (debt instruments)
- Financial assets designated at fair value through other comprehensive income with no recycling of cumulative gains and losses upon derecognition (equity instruments)
- Financial assets at fair value through profit or loss

Notes to the separate financial statements (continued)**1 General information and accounting policies (continued)****g Financial assets (continued)****Subsequent measurement (continued)****Financial assets at amortised cost (debt instruments)**

This is the category most relevant to the Bank. The Bank measures financial assets at amortised cost if both of the following conditions are met:

- The financial asset is held within a business model with the objective to hold financial assets in order to collect contractual cash flows; and
- The contractual terms of the financial asset give rise on specified dates to cash flows that are solely payments of principal and interest on the principal amount outstanding.

Amortised cost is the amount at which an instrument is measured at initial recognition adjusted by the principal repayments and the cumulative amortisation using the effective interest method of any difference between that initial amount and the maturity amount, calculated using the effective interest rate method (EIR) and, for financial assets, adjusted for any loss allowance. Gains and losses are recognised in profit or loss when the asset is derecognised, modified or impaired.

The Bank's financial assets at amortised cost include placements with other banks, loans to customers, finance lease, and loans to related parties.

Accounting policy effective before 1 January 2018

Before 1 January 2018, the Bank reported Cash on hand, Loans and advances to banks, Financial assets held to maturity, Loans and advances to customers and Other assets (in particular, Other receivables) as Loans and receivables and Other receivables at amortised cost in accordance with the requirements of IAS 39. The 2017 comparatives are presented in these financial statements in accordance with IAS 39 since the modified retrospective approach was applied as a transition to IFRS 9, as disclosed in Note 1 General information and accounting policies, (b) Changes in accounting policies and disclosures applicable to reporting periods ending 31 December 2018, IFRS 9 Financial instruments. Beginning 1 January 2018, the Bank continues to measure these receivables at amortised cost, as disclosed in Note 1 General information and accounting policies, (b) Changes in accounting policies and disclosures applicable to reporting periods ending 31 December 2018, IFRS 9 Financial instruments. The main difference in determining the amortised cost as a consequence of the first-time adoption of IFRS 9 relates to the application of the ECL model, as disclosed in Note 1 General information and accounting policies, (b) Changes in accounting policies and disclosures applicable to reporting periods ending 31 December 2018, IFRS 9 Financial instruments. The incurred loss approach used under IAS 39 does not take into account the future development of macroeconomic factors, which have been determined and correlate with loans extended by the Bank, nor it takes into account the significant increase in credit risk. This model reports impairment if there are objective evidence of loss incurred by the Bank and does not take into account the future development of the relevant borrower's credit risk.

Notes to the separate financial statements (continued)**1 General information and accounting policies (continued)****g Financial assets (continued)****Financial assets at fair value through other comprehensive income (debt instruments)**

The Bank measures debt instruments at fair value through other comprehensive income if both of the following conditions are met:

- The asset is held within a business model with the objective of both holding to collect contractual cash flows and selling the financial asset; and
- The contractual terms of the instrument give rise on specified dates to cash flows that are solely payments of principal and interest on the principal amount outstanding

For debt instruments at fair value through other comprehensive income, interest income, foreign exchange revaluation and impairment losses or reversals are recognised in profit or loss and computed in the same manner as for financial assets measured at amortised cost. The remaining fair value changes are recognised in other comprehensive income. Upon derecognition, the cumulative fair value change recognised in other comprehensive income is recycled to profit or loss.

The Bank's debt instruments at fair value through other comprehensive income includes investments in debt instruments quoted / traded in regulated markets.

Before 1 January 2018, the Bank reported Available-for-sale financial assets at fair value through other comprehensive income in accordance with the requirements of IAS 39. The 2017 comparatives are presented in these financial statements in accordance with IAS 39 since the modified retrospective approach was applied as a transition to IFRS 9, as disclosed in Note 1 General information and accounting policies, (b) Changes in accounting policies and disclosures applicable to reporting periods ending 31 December 2018, IFRS 9 Financial instruments. Beginning 1 January 2018, the Bank measures these financial assets at fair value through other comprehensive income (FVOCI), as disclosed in Note 1 General information and accounting policies, (b) Changes in accounting policies and disclosures applicable to reporting periods ending 31 December 2018, IFRS 9 Financial instruments. As a result of the initial adoption of IFRS 9 to debt instruments measured at fair value through other comprehensive income, there is a difference upon their initial measurement as impairment amount was reported with respect to the expected credit losses as further disclosed in Note 1 General information and accounting policies, (b) Changes in accounting policies and disclosures applicable to reporting periods ending 31 December 2018, IFRS 9 Financial instruments. The incurred loss approach used under IAS 39 does not take into account the future development of macroeconomic factors, which have been determined and correlate with loans extended by the Bank, nor it takes into account the significant increase in credit risk. This model reports impairment if there are objective evidence of loss incurred by the Bank and does not take into account the future development of the relevant financial instrument issuer's credit risk.

Notes to the separate financial statements (continued)**1 General information and accounting policies (continued)****g Financial assets (continued)****Subsequent measurement (continued)****Financial assets at fair value through other comprehensive income (equity instruments)**

Upon initial recognition, the Bank can elect to classify irrevocably its equity investments as equity instruments designated at fair value through other comprehensive income when they meet the definition of equity under IAS 32 Financial Instruments: Presentation and are not held for trading. The classification is determined on an instrument-by-instrument basis.

Gains and losses on these financial assets are never recycled to profit or loss. Dividends are recognised as other income in the income statement when the right of payment has been established, except when the Bank benefits from such proceeds as a recovery of part of the cost of the financial asset, in which case, such gains are recorded in other comprehensive income. Equity instruments designated at fair value through other comprehensive income are not subject to impairment assessment.

The Bank elected to classify irrevocably its non-listed equity investments under this category.

Before 1 January 2018, the Bank reported Available-for-sale financial assets at fair value through other comprehensive income in accordance with the requirements of IAS 39; in this category, the Bank reported also financial assets measured at cost in accordance with paragraph 46(c) of IAS 39. The 2017 comparatives are presented in these financial statements in accordance with IAS 39 since the modified retrospective approach was applied as a transition to IFRS 9, as disclosed in Note 1 General information and accounting policies, (b) Changes in accounting policies and disclosures applicable to reporting periods ending 31 December 2018, IFRS 9 Financial instruments. Beginning 1 January 2018, the Bank measures these financial assets at fair value through other comprehensive income (FVOCI), as disclosed in Note 1 General information and accounting policies, (b) Changes in accounting policies and disclosures applicable to reporting periods ending 31 December 2018, IFRS 9 Financial instruments. According to IAS 39 these financial assets are reported at cost if there is no reliable price on an active market. Subsequent to the adoption of IFRS 9, the Bank employs models to measure the fair value of these financial assets.

Financial assets at fair value through profit or loss

Financial assets at fair value through profit or loss include financial assets held for trading, financial assets designated upon initial recognition at fair value through profit or loss, or financial assets mandatorily required to be measured at fair value. Financial assets are classified as held for trading if they are acquired for the purpose of selling or repurchasing in the near term. Derivatives, including separated embedded derivatives, are also classified as held for trading unless they are designated as effective hedging instruments. Financial assets with cash flows that are not solely payments of principal and interest are classified and measured at fair value through profit or loss, irrespective of the business model.

Notes to the separate financial statements (continued)**1 General information and accounting policies (continued)****g Financial assets (continued)**

Notwithstanding the criteria for debt instruments to be classified at amortised cost or at fair value through OCI, as described above, debt instruments may be designated at fair value through profit or loss on initial recognition if doing so eliminates, or significantly reduces, an accounting mismatch.

Financial assets at fair value through profit or loss are carried in the statement of financial position at fair value with net changes in fair value recognised in the income statement.

This category includes derivative instruments and listed equity investments which the Bank had not irrevocably elected to classify at fair value through OCI. Dividends on listed equity investments are also recognised as other income in the income statement when the right of payment has been established.

Derecognition

A financial asset (or, where applicable, a part of a financial asset or part of a group of similar financial assets) is primarily derecognised (i.e., removed from the Bank's statement of financial position) when:

- The rights to receive cash flows from the asset have expired; or
- The Bank has transferred its rights to receive cash flows from the asset or has assumed an obligation to pay the received cash flows in full without material delay to a third party under a 'pass-through' arrangement; and either (a) the Bank has transferred substantially all the risks and rewards of the asset, or (b) the Bank has neither transferred nor retained substantially all the risks and rewards of the asset, but has transferred control of the asset.

When the Bank has transferred its rights to receive cash flows from an asset or has entered into a pass-through arrangement, it evaluates if, and to what extent, it has retained the risks and rewards of ownership. When it has neither transferred nor retained substantially all of the risks and rewards of the asset, nor transferred control of the asset, the Bank continues to recognise the transferred asset to the extent of its continuing involvement. In that case, the Company also recognises an associated liability. The transferred asset and the associated liability are measured on a basis that reflects the rights and obligations that the Bank has retained.

Continuing involvement that takes the form of a guarantee over the transferred asset is measured at the lower of the original carrying amount of the asset and the maximum amount of consideration that the Bank could be required to repay.

h Impairment of financial assets

The Bank recognises an allowance for expected credit losses (ECLs) for all debt instruments not held at fair value through profit or loss. ECLs are based on the difference between the contractual cash flows due in accordance with the contract and all the cash flows that the Bank expects to receive, discounted at an approximation of the original effective interest rate. The expected cash flows will include cash flows from the sale of collateral held or other credit enhancements that are integral to the contractual terms.

Notes to the separate financial statements (continued)**1 General information and accounting policies (continued)****h Impairment of financial assets (continued)**

ECLs are recognised in two stages. For credit exposures for which there has not been a significant increase in credit risk since initial recognition, ECLs are provided for credit losses that result from default events that are possible within the next 12-months (a 12-month ECL). For those credit exposures for which there has been a significant increase in credit risk since initial recognition, a loss allowance is required for credit losses expected over the remaining life of the exposure, irrespective of the timing of the default (a lifetime ECL).

For placements with other banks and debt instruments at fair value through other comprehensive income, the Bank applies impairment based on the counterparty's credit rating.

At every reporting date, the Bank evaluates whether the debt instrument is considered to have low credit risk using all reasonable and supportable information that is available without undue cost or effort. In making that evaluation, the Company reassesses the internal credit rating of the debt instrument. In addition, the Bank considers that there has been a significant increase in credit risk when contractual payments are more than 30 days past due.

The Bank's debt instruments at fair value through other comprehensive income comprise solely of quoted bonds. It is the Bank policy to measure ECLs on such instruments on a 12-month basis. However, when there has been a significant increase in credit risk since origination, the allowance will be based on the lifetime ECL. The Bank uses the ratings both to determine whether the debt instrument has significantly increased in credit risk and to estimate ECLs.

The Bank considers a financial asset in default when contractual payments are 90 days past due. However, in certain cases, the Bank may also consider a financial asset to be in default when internal or external information indicates that the Bank is unlikely to receive the outstanding contractual amounts in full before taking into account any credit enhancements held by the Bank. A financial asset is written off when there is no reasonable expectation of recovering the contractual cash flows.

Credit exposures in Corporate Banking segment are removed from the Bank's balance sheet by decision of the Impairment Committee based on a specific and substantiated proposal by the SME Collection and Asset Management Department.

Credit exposures in Retail Banking are removed from the Bank's balance sheet at a loan level, automatically, after they become more than 1,080 days past due, for the exposures extended in Bulgaria, 720 days for those extended in Romania, and 360 days for the exposures extended by foreign companies, part of the 4Finance Bank, and are 100% impaired.

Proceeds from sale of loans and loans derecognised are reported in decrease of costs of credit risk impairment.

In certain circumstances renegotiation or modification of contractual cash flows of a financial asset may lead to derecognition of the existing financial asset. Accordingly, the date of modification is considered as the date of initial recognition of the financial asset when the impairment requirements apply to the modified financial asset.

Notes to the separate financial statements (continued)**1 General information and accounting policies (continued)****h Impairment of financial assets (continued)**

If the contractual cash flows on a financial asset are renegotiated or otherwise modified, but the financial asset is not derecognised, it cannot be automatically considered that this financial asset has lower credit risk. The Bank assesses whether there has been a significant increase in credit risk after initial recognition on the basis of reasonable and justified information available without making unnecessary costs or efforts. This includes both historical and forecast information and credit risk assessment for the expected lifetime of the financial asset, including information on the circumstances that has led to the modification. Evidence that the criteria for recognising expected credit losses over the lifetime of the instrument are no longer met may include up-to-date and timely data on the fulfilment of the payment obligation under the modified contractual terms.

i Financial liabilities

Classification, initial recognition and measurement

Financial liabilities that are neither derivative instruments, nor financial liabilities originating from contracts for transfer of financial assets, nor liabilities under financial guarantees or such that have not been designated upon initial recognition as at fair value through profit or loss, are classified and reported at amortised cost.

Initially, financial liabilities are recognised at fair value and in the case of loans and borrowings and payables, net of directly attributable transaction costs.

Financial liabilities of the Bank comprise trade and other payables, loans and borrowings, including bank overdrafts and derivative financial instruments.

Subsequent measurement

The measurement of financial liabilities depends on their classification, as described below:

Financial liabilities at fair value through profit or loss

Financial liabilities at fair value through profit or loss include financial liabilities held for trading and financial liabilities designated upon initial recognition as at fair value through profit or loss.

Financial liabilities are classified as held for trading if they are incurred for the purpose of repurchasing in the near term. This category also includes derivative financial instruments entered into by the Bank that are not designated as hedging instruments in hedge relationships as defined by IFRS 9.

Gains or losses on liabilities held for trading are recognised in the income statement.

Financial liabilities designated upon initial recognition as at fair value through profit or loss are designated at the initial date of recognition, and only if the criteria in IFRS 9 are satisfied. The Bank has not designated any financial liability as at fair value through profit or loss.

Notes to the separate financial statements (continued)**1 General information and accounting policies (continued)****i Financial liabilities (continued)****Financial liabilities at amortised cost (loans, borrowings and current trade payables)**

This is the category most relevant to the Bank. After initial recognition, interest-bearing loans and borrowings are subsequently measured by the Bank at amortised cost using the EIR method. Gains and losses are recognised in profit or loss when the liabilities are derecognised as well as through the EIR amortisation process.

Amortised cost is calculated by taking into account any discount or premium on acquisition and fees or costs that are an integral part of the EIR. The EIR amortisation is included as finance costs in the income statement.

This category generally applies to interest-bearing loans and borrowings. For more information, refer to Note 16.

Derecognition

A financial liability is derecognised when the obligation under the liability is discharged or cancelled or expires. When an existing financial liability is replaced by another from the same lender on substantially different terms, or the terms of an existing liability are substantially modified, such an exchange or modification is treated as the derecognition of the original liability and the recognition of a new liability. The difference in the respective carrying amounts is recognised in the income statement.

j Offsetting of financial assets and liabilities

Financial assets and liabilities are offset and are carried at their net amount in the Bank's balance sheet, if and only if there is legal right to offset the recognised amounts, and when there is an intention to settle them at maturity on net basis and the realisation of the asset and the settlement of the liabilities can be done simultaneously.

k Investments in subsidiaries and associates

Investments in subsidiaries include equity interests in entities over which the Bank exercises control. In accordance with the requirements of IFRS 10 Consolidated Financial Statements the Bank has control when all of following criteria are met cumulatively:

- the Bank has power over the investee;
- the Bank is exposed to or has rights to variable returns from its involvement with the investee;
- the Bank has the ability to use its power over the investee to affect the amount of its returns.

Based on the above criteria in 2018, the Bank has assessed that it has control over all of the entities in which it holds, directly or indirectly, more than 50% of the voting rights.

Investments in associates are equity interests in entities where the Bank does not have control, alone or jointly with other entities, but where it has significant influence over their operations.

In its separate financial statements the Bank has adopted the policy to present investments in subsidiaries and associates at cost.

Notes to the separate financial statements (continued)**1 General information and accounting policies (continued)****l Property and equipment**

Equipment and other tangible assets are carried at historical cost less any depreciation and impairment. The historical cost includes expenses directly related to the acquisition of the tangible assets.

The subsequent costs are included in the carrying amount of a tangible asset or are recognised as a separate asset only when it is probable that the latter will bring future economic benefits to the Bank and its cost can be measured reliably. All costs for current repair and maintenance are recognised in the statement of comprehensive income as incurred.

Depreciation is charged under the straight-line method over the useful life of the asset. At each balance sheet date the residual amount of the asset and its useful life are reviewed and adjusted as appropriate.

The annual depreciation rates are as follows:

Buildings 4 %

Computers and periphery 25 %

Leasehold asset improvements 15 %

Other tangible assets 15 %

Assets that are subject to depreciation are reviewed for impairment when events or changes in circumstances indicate that their carrying amount may not be recoverable. The carrying amount of the asset is written down to its recoverable amount if it is higher than the asset's estimated recoverable amount. The recoverable amount is the higher of the asset's fair value less the costs to make the sale and the value in use.

Gains and losses on disposal of property and equipment are determined by comparing the proceeds from the disposals and the carrying amounts of the respective assets. These are included in profit or loss.

The depreciation rate adopted in respect of leasehold improvements is the lower of the useful life of the assets and the term of the lease contract.

m Intangible assets

Intangible assets comprise mainly software and are stated at historical cost less the accumulated amortisation and impairment. Amortisation is charged under the straight-line method over the useful life of the asset. At each date of financial statements the residual amount of the asset and its useful life are reviewed and adjusted as appropriate.

The annual amortisation rates are as follows:

Software 25 %

Other assets 25 %

Notes to the separate financial statements (continued)**1 General information and accounting policies (continued)****n Assets held for sale**

Assets classified as held for sale are assets acquired as a result of the realisation of collaterals on non-performing loans. The comprise buildings and land. In the initial measurement, the assets are measured at cost, which is their fair value at the acquisition date. This group of assets is measured at the lower of the assets' fair value less the costs to make the sale and their carrying amounts. The difference is recorded as impairment. When the period under IFRS 5, in which the Bank may use the classification of such an asset, expires, the asset is reclassified to Assets acquired from foreclosure on collateral.

o Assets acquired from foreclosure on collateral

The Bank classifies properties acquired with loans as assets acquired from foreclosure on collateral. Their revaluation is based on an independent valuer's assessment. Assets acquired against debt are sold as quickly as is appropriate and sales revenue is recognised in other revenue net of the carrying amount of the asset sold. Assets acquired against debt are classified in a separate line in the statement of financial position. Initially, they are measured at acquisition cost. The cost of acquisition includes also other costs directly related to the acquisition of the asset. Subsequently, the assets acquired are measured at the lower of cost and net realisable value. Net realisable value is the estimated selling price in the ordinary course of business, less costs necessary to make the sale. The estimate of net realisable value is based on the most objective evidence available at the time of the evaluation. A new estimate of the net realisable value is made for each subsequent reporting period. Where circumstances, which resulted in a reduction in the value of the asset below the acquisition cost, do no longer exist or where there is clear evidence of increase in net realisable value due to a change in the economic situation, the amount of the decrease is adjusted.

p Cash and cash equivalents

For the purposes of the cash flow statement, cash and cash equivalents comprise cash on hand and cash in bank accounts, held with central banks, cash in nostro accounts held with other banks, as well as deposits with banks with original maturity of less than three months. Cash and cash equivalents do not include encumbered assets.

q Income taxes

Current income taxes are calculated in accordance with the requirements of the Bulgarian tax legislation - the Corporate Income Tax Act and the Romanian tax legislation with respect to the income taxes of the branch. The nominal tax rate applicable in Bulgaria in 2018 is 10 % (2017: 10%), and the tax rate applicable in Romania is 16% (2017: 16 %). Current tax for the reporting period is based on the taxable profit for the year at the tax rates in effect as at the balance sheet date. Tax expenses, other than income taxes, are included in the other operating costs.

Deferred tax is provided using the liability method for all temporary differences at the balance sheet date between the tax bases of assets and liabilities and their carrying amounts.

Notes to the separate financial statements (continued)**1 General information and accounting policies (continued)****q Income taxes (continued)**

Deferred tax liabilities are recognised for all taxable temporary differences.

Deferred tax assets are recognised for all deductible temporary differences and carry-forward tax loss, to the extent it is probable that they will reverse and that sufficient taxable profit will be available in the future or taxable temporary differences, against which such deductible differences can be utilised.

Deferred income tax assets and liabilities are measured at the tax rates that are expected to apply to the period when the asset is realised or the liability is settled, based on tax rates (and tax laws) that have been enacted or substantively enacted at the balance sheet date.

Deferred tax assets and deferred tax liabilities are offset by the Bank, if a legally enforceable right exists to offset current income tax assets against current income tax liabilities and the deferred tax assets and liabilities relate to the same taxable entity and the same taxation authority.

r Provisions

Provisions are recognised when the Bank has a present legal or constructive obligation as a result of past events and it is more likely than not that an outflow of resources will be required to settle the liability, and the liability can be measured reliably.

s Share capital

The Bank's share capital is reported at the nominal value of the shares. Incremental costs, directly attributable to the issue of new shares or options, or the acquisition of business, are stated in the equity as a decrease in proceeds, net of tax.

t Leasing**The Bank as lessor**

The determination of whether an arrangement is, or contains a lease is based on the substance of the arrangement at inception date. An arrangement is (or contains a lease) when the fulfilment of the arrangement is dependent on the use of a specific asset or assets or the arrangement conveys a right to use the asset. A reassessment is made as to whether an arrangement contains a lease after inception of the lease only if one of the following applies:

- a. There is a change in contractual terms, other than a renewal or extension of the arrangement;
- b. A renewal option is exercised or extension granted, unless the term of the renewal or extension was initially included in the lease term;
- c. There is a change in the determination of whether fulfilment is dependent on a specified asset;
- d. There is a substantial change to the asset.

Where reassessment is made and it is determined that the arrangement is (or contains) a lease, lease accounting shall commence or cease from:

- the date when the change in the circumstances gave rise to the reassessment for scenarios a), c) or d) above;
- the date of renewal or extension of the period for scenario b).

Notes to the separate financial statements (continued)**1 General information and accounting policies (continued)****Operating lease**

Leasings where the Bank does not transfer substantially all the risks and benefits of ownership of the asset are classified as operating leases. Initial direct costs incurred by the Bank in negotiating an operating lease are added to the carrying amount of the leased asset and recognised as an expense over the lease term on the same bases as rental income. Contingent rents are recognised as revenue in the period in which they are earned.

Finance lease

Lease contracts are classified as finance leases when the Bank has transferred to the lessee all material risks and rewards associated with the leased assets. Receivables on finance leases are carried on the line item Loans to customers in the balance sheet. The Bank applies its accounting policies for impairment of financial assets when finance lease contracts are impaired.

The Bank as Lessee

Payments made under operating leases are charged in equal portions to the statement of comprehensive income on a straight line basis.

u Financial guarantee contracts

Financial guarantee contracts are contracts that require the issuer to make specified payment to reimburse the holder for a loss the holder incurs because a specified debtor fails to make payments when they fall due in accordance with the terms of the debt instrument. Such financial guarantees are issued to banks, financial institutions and other bodies on behalf of customers to secure loans, overdrafts and other bank facilities.

Financial guarantees are initially recognised in the financial statements at fair value on the date of issuance of the guarantee. Following initial recognition the Bank's liabilities related to such guarantees are measured at the higher of: (a) the initial measurement less the amortisation calculated for the purpose of recognising in the statement of comprehensive income the commission income earned on a straight-line basis over the life of the guarantee and (b) the best estimate of the expenditure required to settle any financial obligation arising at the balance sheet date. These estimates are based on the experience with similar transactions and history of past losses, supplemented by the judgement of the management.

Consequently, the liabilities of the Bank under financial guarantees are stated at the higher of the amount initially recognised, reduced by the corresponding amortisation, and the provision that should be charged for the Bank to cover its liabilities under the contract arising at the date of the financial statements. The expected credit losses relating to financial guarantees issued are recognised in the statement of comprehensive income in Impairment loss of financial assets. The likelihood of a payment obligation on the part of the Bank under such contracts shall be assessed on the basis of historical experience with similar instruments by calculating a conversion factor.

Notes to the separate financial statements (continued)**1 General information and accounting policies (continued)****v Employee benefits**

According to the local legislation the Bank is obliged to make defined contributions to the state social security fund on behalf of the employee. All such payments / liabilities are recognised as an expense in the period they refer to.

w Dividends

Dividends are recognised as a liability when a decision is made by the sole owner of the equity to distribute dividends.

x Fiduciary assets in custody

The Bank keeps assets on behalf of its customers and in its capacity as investment intermediary. These assets are not presented in the statement of financial position as they do not represent Bank's assets.

y General information

The Bank provides services as an investment intermediary in accordance with the provisions of the Public Offering of Securities Act (POSA). Being an investment intermediary, the Bank is obliged to comply with certain requirements for safeguarding the customers' interests in compliance with the Markets in Financial Instruments Act (MFIA) and Ordinance 38, issued by the Financial Supervision Commission (FSC). The Bank has developed and implements organisation for the conclusion and implementation of the contracts with customers; observing the requirement for information from customers, as well as keeping of the corresponding accounts and preserving the customer's assets in compliance with the statutory legislation and in particular, the requirements of Ordinance 38, articles 28-31, and Ordinance 58, articles 1-10. The Bank has elaborated internal control rules and procedures in order to insure compliance with the above legislation.

2 Financial risk management

In performing its activities the Bank is exposed to variety of financial risks: market risk (including currency risk, risk of changes in the fair value of financial instruments as a result of movements in the interest rates, risk of changes in the cash flows as a result of changes in the market interest rates and price risk), credit risk and liquidity risk. The Bank's overall risk management programme focuses on the unpredictability of the financial markets and seeks to minimise the potential adverse effects on the Bank's financial performance.

The Bank's risk management policies are designed to identify and analyse these risks, to set appropriate risk limits and controls, and to monitor adherence to the risk limits by means of a reliable and up-to-date information system. The Bank regularly reviews its risk management policies and systems to reflect in a timely manner changes in the markets, products and emerging best practice.

Notes to the separate financial statements (continued)**2 Financial Risk Management (continued)**

In September 2017, Methodology for conducting an internal capital adequacy analysis (ICAAP) and stress test of the exposure of TBI Bank RAD to risk and Methodology for conducting an internal liquidity adequacy analysis of TBI Bank EAD were elaborated, and in November 2018, the Bank updated its Rules for financial asset classification and impairment in accordance with the requirements of International Financial Reporting Standard 9 (IFRS 9) and the Emergency Preparedness and Business Continuity Plan of TBI Bank EAD.

The risk control policy of the Bank's management is aimed at ensuring compliance with the principles of hierarchy and centralization, and includes:

- Risk management policy, risk measurement rules and methods, based on both statistical models and international best banking practices, as also on the historical experience of the Bank.
- Risk assessment by a specialized unit of the Bank in accordance with the established rules, proposed for approval and resolution by the Management Board.

The Supervisory Board passes decisions on the measures to be taken by the Bank with respect to its long-term risk management policy and strategy.

The process of risk management includes the following stages:

- risk identification – definition of its nature and description;
- risk measurement and assessment – methods to measure the risks and to ensure reliable outgoing data for risk measurement;

Risk management units are responsible for risk mitigation by employing methods based on the definition of acceptable risk levels with the aim being to limit any potential and probable losses, outsourcing, monitoring and other risk mitigation methods; and they

- coordinate the work of the departments related to analysis, assessment, supervision, management and control over risk;
- develop and implement an internal rating system for the customers of the Bank;
- develop and implement approaches to meet the requirements of Basel III and the respective internal rules.

At present, the Bank assesses the risk by applying the standardised risk assessment methods.

A Credit risk

The Bank is exposed to credit risk, which is the risk that counterparty will be unable to pay the amounts in full when they fall due. At the same time, significant changes in the economy or in the situation in a particular industry segment that represents a concentration in the Bank's portfolio could result in losses other than the losses for which impairment ECL allowances are identified by the Bank's management as at the balance sheet date. Management manages carefully the Bank's exposure to credit risk.

The Bank structures the levels of credit risk it undertakes by placing limits on the amount of acceptable risk in relation to its exposure to one borrower or a group of borrowers, as also by geographical regions and industry segments. Such risks are monitored regularly and are subject to annual or more frequent review.

Notes to the separate financial statements (continued)**2 Financial Risk Management (continued)****A Credit risk**Loans to other banks and customers

In measuring the credit risk of loans to other banks and customers the Bank considers the following components:

- international ratings awarded by recognised rating agencies;
- assessment of the financial position of the individual debtor;
- ability of the debtor to secure sufficient funds for regular repayment of its future payables to the Bank;
- servicing of past liabilities of the debtor to the Bank and/or to other institutions;
- type and amount of providing for the balance sheet and contingent liabilities of the customer.

The Bank manages the credit risk on loans and advances to customers or banks through a comprehensive set of policies and procedures to ensure that all aspects of credit risk are adequately covered. Financial risk is assessed following detailed analysis of the financial statements of the borrower/guarantor, based on a system of creditworthiness indicators.

Market risk is assessed based on the economic characteristics/prospects of the relevant market and the competitive position of the proposed borrower.

Risk exposures are evaluated and classified based on the credit risk level, the period of delay of the amounts due, the analysis of the financial position of the debtor and the main sources for repayment of the debtor's liabilities. The assessment of the financial position includes qualitative and quantitative analyses taking into account all circumstances which may affect debt repayment according to the clauses of the loan agreement. Risk exposures on loans extended to individuals are measured and classified completely based on the defaults on any amounts due.

In 2018, the Bank's risk exposures are classified in three groups by applying the criteria for the levels of credit risk in IFRS 9, as follows:

- Exposures in Stage 1
- Exposures in Stage 2
- Exposures in Stage 3

Stage 1 exposures classification

The following criteria will be met at the same time for exposures falling within the classification of Stage 1:

- Exposures with up to 30 days past due;
- Exposures with no evidence for financial difficulties;
- Exposures that are not determined as forborne.

Risk exposures on Stage 1 are exposures that are serviced regularly and information on the borrower's financial performance provide no grounds to assume that the borrower will not be able to repay in full his debts.

Notes to the separate financial statements (continued)**1 General information and accounting policies (continued)****2 Financial risk management (continued)****A Credit risk(continued)****Stage 2 exposures classification**

The following criteria will be met at the same time for exposures falling within the classification of Stage 2:

- Exposures with 31 to 90 days past due
- Exposures with no evidence for financial difficulties;
- Exposures that are determined as forborne in accordance with Commission Implementing Regulation (EU) 2015/1278 of 9 July 2015 amending Implementing Regulation (EU) No 680/2014 laying down implementing technical standards with regard to supervisory reporting of institutions as regards instructions, templates and definitions.

A forborne exposure is an exposure for which either of the following conditions is met:

- (a) that extension has not led the exposure to be classified as non-performing;
- (b) the exposure was not considered to be a non-performing exposure at the date the forbearance measures were extended.

On-balance sheet exposures that have occurred as a result of the implementation of off-balance sheet engagements (guarantees) are classified at least as exposures of Stage 2.

Stage 3 exposures classification

Risk exposures where there are significant weaknesses in their service or there is a serious deterioration in the financial situation of the borrower, which may cast doubts as to the full repayment of the liability.

All of the following criteria must be met for exposures falling within the classification of Stage 3:

- Exposures that meet the recognition criteria of Stage 3, corresponding to the exiting initial mechanisms of impairment under FRS 9 that are considered to be causing a loss for the Bank;
- all non-performing exposures (NPL) as per the definition of the Bank – non-performed for more than 90 days after their maturity date;
- A material loan liability of the debtor to the Bank has been past due for more than 90 days;
 - with respect to exposures to individuals – BGN 5 or their equivalent in other currency;
 - with respect to exposures to legal entities – BGN 100 or their equivalent in other currency;

The baseline scenario shows that it is unlikely that the debtor will fully repay its loan liabilities to the Bank without recourse to actions such as collateral foreclosure;

All forborne exposures that meet the conditions described herein below in any case should be classified as non-performing:

- They have an inappropriate repayment plan (both initial and subsequent) which includes, among other factors, repeated failure to comply with the repayment schedule, changes in the repayment schedule or a repayment schedule relying on expectations that are not supported by macroeconomic forecasts or realistic assumptions about the debtor's ability or willingness to pay;

Notes to the separate financial statements (continued)**1 General information and accounting policies (continued)****2 Financial risk management (continued)****A****Credit risk(continued)****Stage 3 exposures classification (continued)**

- Inclusion of contractual terms which postpone the term of the regular repayment instalments of the transaction in such a way as to conceal the assessment of an appropriate classification by providing a grace repayment period of the principal of 2 years or more;
- Inclusion of write-offs exceeding the accumulated credit risk losses for non-performing exposures of a similar risk profile;
- Additional forbearance measures are applied to a serviced forbore exposure within a probationary period, which has been reclassified outside the category of non-performing or defaulted for more than 30 days after maturity.
- The Bank has filed a claim for declaring the debtor in bankruptcy, the debtor has been declared bankrupt or is in liquidation proceedings and there is a risk of unsatisfied creditors without probability of reorganisation.

Definition of „forborne exposures“

Forborne exposures are debt contracts in respect of which forbearance measures have been applied. Forbearance measures consist of concessions towards a debtor that is experiencing or about to experience difficulties in meeting its financial commitments. Concessions provided by the Bank enable the debtor experiencing financial difficulties to comply with its financial commitments, otherwise, the debtor would not be able to comply them with.

The Bank has determined that financial difficulties include:

- a counterparty has overdue exposure to the Bank at the time of change;
- a counterparty is not currently in default but will not be able to fulfil the obligations in the foreseeable future without the change and will not be able to pay in full its obligation to the Bank;
- a counterparty is not able to obtain funds from sources other than the existing banks at an effective interest rate equal to the current market interest rate for similar loans of a non-problematic contractor.

Criteria used by the Bank for discontinuing the classification as forbore exposure:

- (a) the forbore exposure is considered to be performing, including where it has been reclassified from the non-performing exposures category after an analysis of the financial condition of the debtor showed that it no longer met the conditions to be considered as non-performing;
- (b) a minimum two year probation period has passed from the date the forbore exposure was considered to be performing;
- (c) regular payments of more than an insignificant aggregate amount of principal or interest have been made during at least half of the probation period;
- (d) none of the exposures to the debtor is more than 30 days past due at the end of the probation period.

In case of non-performing exposures with forbearance measures, those exposures shall be considered to have ceased being non-performing where all the following conditions are met:

- a) exposures are not considered as impaired or defaulted;
- b) one year has passed since the forbearance measures were applied;

Notes to the separate financial statements (continued)**2 Financial risk management (continued)****a Credit risk(continued)****Definition of „forborne exposures“(continued)**

c) there is not, following the forbearance measures, any past-due amount or concern regarding the full repayment of the exposure according to the post-forbearance conditions. The absence of concerns shall be determined after an analysis of the debtor's financial situation by the institution. Concerns may be considered as no longer existing where the debtor has paid, via its regular payments in accordance with the post-forbearance conditions, a total equal to the amount that was previously past-due (where there were past-due amounts) or that has been written-off (where there were no past-due amounts) under the forbearance measures or the debtor has otherwise demonstrated its ability to comply with the post-forbearance conditions.

d) The forborne exposures may be reclassified from non-performing exposures (Stage 3) to performing exposure (Stage 2) after an analysis of the financial condition of a borrower that has demonstrated that the criteria for classification of these exposures as non-performing are no longer met.

These specific conditions for exit from that Stage apply in addition to the criteria applied by the Bank for impaired and defaulted exposures in accordance with the applicable accounting framework and Article 178 of Regulation 575/2013, respectively. For consumer loans, the conditions for exit from that Stage are in accordance with the applicable accounting framework and Article 178 of Regulation 575/2013, respectively.

Risk mitigation and risk limit control policies

The Bank manages limits and controls the concentration of credit risk in respect of counterparties, groups and industries in each particular case of risk identification.

The Bank has set credit approval levels with the relevant approval units in order to manage credit risk. Depending on the loan amount applied for, the credits shall be referred to the appropriate level for approval. The Bank assesses financial, market and business risks, and structures adequately the transactions. Credit risk is measured using a detailed analysis of the borrower's / guarantor's financial statements based on a system of indicators measuring their creditworthiness.

The exposure to each borrower, including banks and intermediaries, is further limited by: sub-limits covering on-balance sheet exposures and contingent liabilities and irrevocable commitments; limits on day-to-day risks relating to trading positions, such as forward contracts. Actual exposures to the relevant limits are monitored on an ongoing basis. The exposure to credit risk is managed through a constant analysis of the ability of borrowers and potential borrowers to cover their liabilities and, where appropriate, by changing credit limits.

Collateral

The Bank uses a set of credit risk mitigation policies and practices. A requirement of the Bank to borrowers is to provide liquid collateral before the approved credits are granted, for all loans other than consumer loans for individuals.

The main types of collateral on the loans provided to customers are as follows:

- cash in Bulgarian leva and foreign currency;
- real estate mortgages;
- pledges on business assets, such as receivables, inventories, plant and equipment;
- pledged on financial instruments; and
- guarantees issued in favour of the Bank.

Notes to the separate financial statements (continued)**2 Financial risk management (continued)****a Credit risk(continued)**

For the purpose of minimising credit losses, the Bank requires additional collateral from counterparties if there are any indications of impairment of the individual receivables on the loans granted. Collateral held as pledge on financial assets other than loans and advances is designated depending on the nature of the financial instrument.

The following types of collateral are considered by the Bank as highly liquid: cash in Bulgarian leva and foreign currencies; guarantees by states, governments, banks or institutions with awarded high ratings from recognised rating agencies; first-ranking mortgage on a real estate in a residential, commercial, administrative or hotel building insured against loss in favour of the Bank; first-ranking mortgage on regulated land property. The value of highly liquid collaterals is determined in accordance with the internal policy of the Bank, taking into account evaluations and analyses prepared by independent appraisers and / or internal experts of the Bank. Such values are reviewed regularly to ensure adequacy of the respective valuation. Placements with other banks are not secured.

Cash is accepted as collateral if it is pledged in favour of the Bank on an account opened with the Bank as follows:

(a) the pledge on cash in the currency of the credit is 100% accepted (including the EUR:BGN currency pair).

(b) the pledge on cash in a currency other than that of the credit is assumed to be 95%.

Cash deposits and equivalent cash instruments held by a third party institution will be eligible to be treated as provided for in Article 232 (1) of Regulation 575/2013 where all of the following conditions are met:

- they are only accepted as an exception with the express approval of the Impairment Committee.
- the borrower's receivable from the third-party institution is publicly pledged or assigned to the lending institution and this pledge or assignment is legally valid and enforceable in all relevant jurisdictions, and is unconditional and irrevocable;
- the third-party institution has been notified of the pledge or assignment;
- following the notification, the third-party institution is able to make the payments only to the lending institution or to other persons only with the preliminary consent of the lending institution.

c) government securities are accepted as collateral for impairment purposes only after the express approval by the Impairment Committee.

d) immovable property is classified as eligible collateral only if all requirements specified below have been complied with.

The following requirements on legal certainty shall be met:

- a mortgage or charge is enforceable in all jurisdictions which are relevant at the time of the conclusion of the credit agreement and shall be properly filed on a timely basis;
- all legal requirements for establishing the pledge have been fulfilled;
- the protection agreement and the legal process underpinning it enable the institution to realise the value of the protection within a reasonable timeframe.

Notes to the separate financial statements (continued)**2 Financial risk management (continued)****a Credit risk(continued)**

In accordance with article 208 of Regulation (EU) 575/2013 of the European Parliament and of the Council of 26 June 2013 on prudential requirements for credit institutions and investment firms and amending Regulation (EU) No 648/2012, the following requirements on monitoring of property values and on property valuation shall be met:

- The Bank monitors the value of the property on a frequent basis – at least once every year for commercial immovable property, and at least once in every three years for residential real estate. The Bank carry out more frequent monitoring where the market is subject to significant changes in market conditions;
- The property valuation is reviewed when information available to the Bank indicates that the value of the property may have declined materially relative to general market prices and that review is carried out by a valuer who possesses the necessary qualifications, ability and experience to execute a valuation and who is independent from the credit decision process. The Bank may apply statistical models to monitor the property values and to identify property that requires a review of the valuation.

The table below shows the total gross amount of loans to customers by type of collateral:

At 31 December**Loans to customers**

	2018		2017	
	Gross amount of loans	Collateral	Gross amount of loans	Collateral
Loans, collateralized by mortgages	92,307	89,011	90,702	87,352
Loans with cash collateral	916	912	1,045	921
Loans with other collateral	5,077	4,687	15,631	5,948
Unsecured loans	460,174	-	356,323	-
Total loans to customers	558,474	94,610	463,701	94,221

The next table shows the level of coverage of credit risk by collateral provided as a percentage of the carrying amount of the loans, by types of collateral as of 31 December 2018 and 31 December 2017. The amount of collateral is considered up to the amount of exposures it relates to, thus eliminating the effect of collateral exceeding the exposure. Exposures secured by mortgage are 97 % covered for credit risk, and those secured by cash – 96 %, which illustrates the level of the Bank's exposure to risk of credit losses.

	2018	2017
Loans collateralized by mortgages	96%	96%
Loans with cash collateral	100%	88%
Loans with other collateral	92%	38%

Notes to the separate financial statements (continued)**2 Financial risk management (continued)****a Credit risk(continued)***Contingent liabilities and irrevocable commitments*

Guarantees and letters of credit which represent irrevocable commitment by the Bank to make the respective payment if the customer fails to discharge its liability to a third party give rise to the same type of risk as loans. Documentary and commercial letters of credit which represent written commitments of the Bank on behalf of a customer that has authorised a third party to issue orders to the Bank up to an agreed amount in accordance with specific conditions, are secured with cash deposits or other pledges in favour of the Bank and therefore, the Bank reports minimum risk levels.

Commitments to grant loans represent the unutilised portion of the allowed loan amount, guarantees or letters of credit. The Bank controls the maturity of the credit commitments since in most cases long-term commitments bear higher credit risk compared to the short-term ones.

Credit conversion factor (CCF) is determined in accordance with the provision of article 166 (10) and Appendix I to Regulation 575/2013. The Bank has no guarantees claimed within the five previous years and therefore, the risk of claiming guarantees was not considered significant as at 31 December 2018.

Maximum exposure to credit risk before collaterals

The table below presents the worst case scenario of exposure to credit risk of the Bank as at 31 December 2018 and 31 December 2017 without taking into account any collateral. Exposures for balance sheet assets are based on the net book values reported at the balance sheet date.

At 31 December	Maximum exposure	
	2018	2017
Cash balances with central banks	110,602	157,448
Placements with other banks	15,493	18,363
Derivatives	306	10
Loans to customers:		
<i>Corporate customers</i>	113,954	109,500
<i>Individuals</i>	379,705	322,319
Available-for-sale financial assets	-	26,519
Financial assets at fair value through other comprehensive income	66,377	-
Other receivables	6,741	2,457
<i>Credit risk exposures related to contingent liabilities and irrevocable commitments are as follows:</i>		
Guarantees	938	1,285
Undrawn loans commitments	12,951	13,558
Total maximum exposure to credit risk	707,067	651,459

Notes to the separate financial statements (continued)**2 Financial risk management (continued)****a Credit risk(continued)**

Segmentation and models for calculation of expected credit losses

All credit risk exposures are assessed and ranked on the basis of the period of default of the amounts due (principal and interest) at the level of the customer. The entire segmentation process for the purposes of impairment can be divided into several steps.

Step 1 Group identification

To calculate the expected credit losses, the Bank's portfolio is divided into segments with similar product characteristics.

Historical data of defaults and PD / LGD / EAD (probability of default / loss given default / exposure at default) is provided by groups of financial assets with similar characteristics and they are calculated for each combination of groups of financial assets in the Stage of impairment.

Step 2 Determination of the Stage and transition

Criteria for determination of the Stage:

- Name of the Stage
- Name of the segment (product)
- Days past due

Step 3 Model and method identification

1. A collective model applies to the group of exposures with similar characteristics.
2. For individual exposures not falling within a group of exposures with similar characteristics, individual assessment models are applied.

Step 4 Process of calculation of PD / LGD / EAD

Stage 1 and Stage 2 PD / LGD / EAD (12-month expected loss and expected loss throughout the entire lifetime of the instrument (lifetime ECL), respectively)

For Stage 1, an estimate of the expected loss over 12 months is made on the basis of:

- 12-month indicators for the value of PD;
 - late payments (period of 12 months) by conducting an analysis of the transition from one period to another according to days past due by products;
 - calculation of late payments through a migration matrix.
- Calculation of LGD based on:
 - cash flows from collection of receivables through a 'vintage' analysis of the historical cash flows from collection of receivables;
 - collateral details based on an analysis of the receivables recovery;
 - analysis of the historical collection levels.

Stage 2 PD / LGD (expected loss throughout the entire lifetime of the instrument)

For Stage 2, an estimate of the expected loss throughout the entire lifetime of the instrument is made, based on:

- Indicators for the duration (life) of the instrument:
 - late payments by conducting an analysis of the transition from one period to another according to days past due by products
 - calculation of late payments through a migration matrix

Notes to the separate financial statements (continued)**2 Financial risk management (continued)****a Credit risk(continued)**

- Calculation of LGD based on:
 - cash flows from collection of receivables through a 'vintage' analysis of the historical cash flows from collection of receivables;
 - collateral details based on an analysis of the receivables recovery;
 - analysis of the historical collection levels.

Stage 3 Lifetime expected credit loss

Stage 3 requires assessment of the expected loss throughout the entire lifetime of the instrument for loans with objective evidence of impairment, as follows:

- Cash flows from collection of receivables
 - contractual cash flows are used
 - cash flows from actual payments
 - estimated cash flows
- Calculated EIR
- Calculation of LGD based on:
 - cash flows from collection of receivables through a 'vintage' analysis of the historical cash flows from collection of receivables;
 - collateral details based on an analysis of the receivables recovery;
 - analysis of the historical collection levels.

Step 5 Calculation of expected credit losses

IFRS 9 defines the expected loss model on the basis of which allowance is made for losses expected to arise as a result of future probable events. The Bank applies the following formula for calculating impairment:

$$\text{ECL (expected credit loss)} = \text{EAD} \times \text{PD} \times \text{LGD}$$

The factors or indicators to be considered by the Bank when determining whether the recognition of a 12-month expected credit loss or a lifetime expected credit loss is necessary are the following:

1. existing or forecast adverse changes in business, financial or economic conditions that are expected to cause a significant change in the borrower's ability to meet its debt obligations.
2. an actual or expected significant change in the operating results of the borrower, such as insolvency, increasing bad debts, actual or expected declining revenue, increasing operating risks, working capital deficiencies, decreasing asset quality, increased balance sheet leverage, decreasing liquidity, management problems or changes in the organisational structure (such as the discontinuance of a segment of the business) that results in a significant change in the borrower's ability to meet its debt obligations.

Notes to the separate financial statements (continued)**2 Financial risk management (continued)****a Credit risk(continued)**

3. a significant increase in the credit risk on other financial instruments of the same borrower.
4. an actual or expected significant adverse change in the regulatory, economic, or technological environment of the borrower that results in a significant change in the borrower's ability to meet its debt obligations, such as a decline in the demand for the borrower's sales product because of a shift in technology.
5. significant changes in the value of the collateral supporting the obligation or in the quality of third- party guarantees or credit enhancements, which are expected to reduce the borrower's economic incentive to make scheduled contractual payments or to otherwise have an effect on the probability of a default occurring.
6. a significant change in the quality of the guarantee provided by a shareholder (or an individual's parents) if the shareholder (or parents) have an incentive and financial ability to prevent default by capital or cash infusion.
7. significant changes, such as reductions in financial support from a parent entity or other affiliate or an actual or expected significant change in the quality of credit enhancement, that are expected to reduce the borrower's economic incentive to make scheduled contractual payments.
8. expected changes in the loan documentation including an expected breach of contract that may lead to covenant waivers or amendments, interest payment holidays, interest rate step-ups, requiring additional collateral or guarantees, or other changes to the contractual framework of the instrument.
9. significant changes in the expected performance and behaviour of the borrower, including changes in the payment status of borrowers in the group.
10. past due information, including the rebuttable presumption for default by more than 30 days.
11. forbearance measures applied to a borrower or a group of related borrowers.

In the individual assessment in relation to the actions of the Bank upon changes in credit risk, the Bank takes into account the outcome of the assessment of every separate loan of legal entities on a regular basis through an individual assessment based on its current and historical performance, the borrower's behaviour in connection with other financial instruments in the Bank, the loan amount, and the timing of loan extension, and collateral analyses.

The requirements of IFRS 9 with respect to the impairment of **lease receivables**: IFRS 9 requires that when measuring the receivable, only the cash flows used in measuring the lease receivable to be taken into account instead of making an allowance against future cash flows that are not yet recognised in the statement of financial position.

Notes to the separate financial statements (continued)**2 Financial risk management (continued)****a Credit risk(continued)**

The following calculation procedures are followed with respect to portfolios impaired on a collective basis:

Calculation of the probability of default (PD)

The calculation of the probability of default is based on monthly migration matrices by number of exposures. The calculation takes place in two Stages:

- 1) Calculation of a migration matrix for a 12-month period
- 2) Calculation of migration matrices for a period of 2 to 5 years for the expected loss throughout the entire lifetime of the instrument (5 years is the maximum contractual term of the exposures impaired on a portfolio basis).
- 3) To calculate a probability of default for N number of years, the relevant number of migration matrices is multiplied.

The loss given default (LGD) is calculated as follows:

$LGD = 1 - \text{Recovery percentage} * \text{Discount factor}$

The amount recovered on a product is discounted by the average annual effective rate applicable to that product.

Calculation of loss given default under a lease portfolio

For the purposes of calculating the default loss parameter, the default criterion for leasing contracts is to send to the customer a notice of cancellation of the lease contract in accordance with the terms and conditions laid down therein.

The recovery rate is calculated for a historical period of up to seven years, excluding the contracts cancelled in the last 3 months for which the period of marketing the lease asset to other customers has not been completed.

Exposures exceeding EUR 500,000 are impaired individually and are not included in the calculation of the loss given default.

For each annulled contract, the following amounts shall be deemed to be recovered:

- amounts recovered from the customer after default until the reporting month;
- for assets acquired, the amount is deemed to be recovered from the date of the subsequent lease contract and no profit shall be included in this amount.

All amounts recovered are discounted until the month of default using the original effective interest rate comprising a contractual interest rate and fees applicable to the specific product.

The loss given default is calculated as the difference of 100% minus the recovery percentage.

Calculation of exposure at default (EAD)

Upon calculating the expected amount of the exposure at default, a coefficient of the calculated exposure at default is applied historically to the exposure amount at the beginning of the relevant period.

Credit conversion factor for off-balance sheet positions

An impairment is calculated also with respect to off-balance sheet positions recognised in accordance with article 9.2.1 and article B2.5 of Regulation 2016/2067. In order to measure as accurately as possible the exposure on off-balance sheet positions, such as financial guarantees and credit commitments which represent a potential additional credit loss, an appropriate credit conversion factor is used. The credit conversion factor (CCF) is determined in accordance with article 166 (10) and Appendix I to Regulation 575/2013.

Notes to the separate financial statements (continued)**2 Financial risk management (continued)****a Credit risk (continued)**

Loans to customers are summarised as follows :

As at 31 December 2018

	Stage 1	Stage 2	Stage 3	Loans to customers Total
Neither past due, nor impaired individually	342,474	5,084	2,439	349,997
Past due but not impaired individually	80,026	36,474	77,271	193,771
Impaired individually	3,077	847	10,782	14,706
Gross amount	425,577	42,405	90,492	558,474
Less: impairment loss allowance	(14,176)	(7,873)	(42,766)	(64,815)
Carrying amount	411,401	34,532	47,726	493,659

As at 31 December 2017

	Loans to customers
Neither past due, nor impaired individually	300,609
Past due but not impaired individually	152,690
Impaired individually	10,402
Gross amount	463,701
Less: impairment loss allowance	(31,882)
Carrying amount	431,819

The total impairment loss allowance on credits and advances is BGN 64,815 thousand (2017 : BGN 31,882 thousand). Allowances accrued by individually assessed financial assets amount to BGN 3,641 thousand (2017 : BGN 2,843 thousand) and those accrued on the a collective basis amount to BGN 61,174 thousand (2017 : BGN 29,039 thousand). Further details of the impairment loss allowance on credits and advances is given in Note 16.

In 2018, loans to customers extended by the Bank, before impairment, grew by 20.44 % compared to the previous year. In order to effectively manage credit risk, the Bank continues to actively engage in renegotiation, restructuring and closure of existing risk exposures.

Notes to the separate financial statements (continued)**2 Financial risk management (continued)****a Credit risk(continued)**

Loans to customers that are neither past due, nor impaired individually

Loans to customers that are neither past due nor impaired individually are presented in the table below depending on the purpose of the customer:

At 31 December 2018	Corporate customers	Individuals	Total
Stage 1	62,604	279,870	342,474
Stage 2	3,220	1,864	5,084
Stage 3	1,994	445	2,439
Gross amount	67,818	282,179	349,997
Less: impairment loss allowance	(549)	(9,351)	(9,900)
Carrying amount	67,269	272,828	340,097
Total	67,818	282,179	349,997
Including			
Standard risk loans	65,902	281,024	346,926
Higher risk loans	1,916	1,155	3,071

Higher risk loans are loans which have been nonperforming for six months and as of the date of the financial statements are neither past due nor impaired.

At 31 December 2017	Corporate customers	Individuals	Total
Total	59,582	241,027	300,609
Including			
Standard risk loans	53,296	239,496	292,792
Higher risk loans	6,286	1,531	7,817

The consumer loan portfolio, which represents more than 80.62 % (2017: 80.18%) of all receivables that are neither past due nor individually impaired, is strongly diversified both in terms of number and of amount. The latter comprises many small exposures without geographic and sector concentrations, characterised with its short-term nature and high quality based on past experience. With respect to loans to enterprises, these are primarily SMEs of acceptable quality and within the Bank's risk appetite. The loan portfolio comprises loans secured mainly by mortgages.

Notes to the separate financial statements (continued)**2 Financial risk management (continued)****a Credit risk(continued)**

Loans to customers that are past due, but are not impaired individually

For the purpose of presenting the quality of credit risk loans to customers that are past due but not impaired individually are divided on the basis of historical analysis of non-performance of the customers' obligations. The group bearing higher risk includes exposures past due for more than 90 days as at the date of the financial statements. All other exposures are included in the group of standard quality of credit risk.

At 31 December 2018	Corporate customers	Individuals	Total
Stage 1	13,616	66,410	80,026
Past due up to 30 days	13,616	66,410	80,026
Stage 2	7,289	29,185	36,474
Past due up to 30 days	1,819	2,505	4,324
Past due from 31 to 60 days	3,821	18,979	22,800
Past due from 61 to 90 days	1,649	7,701	9,350
Stage 3	16,218	61,053	77,271
Past due up to 90 days	5,511	1,103	6,614
Past due more than 90 days	10,707	59,950	70,657
Gross amount	37,123	156,648	193,771
Less: impairment loss allowance	(1,503)	(49,771)	(51,274)
Carrying amount	35,620	106,877	142,497
31 December 2017	Corporate customers	Individuals	Total
Past due up to 30 days	18,186	62,004	80,190
Past due from 31 to 60 days	6,353	15,794	22,147
Past due from 61 to 90 days	2,650	5,276	7,926
Past due more than 90 days	17,222	25,205	42,427
Total gross amount	44,411	108,279	152,690
Less: impairment loss allowance	(1,986)	(27,053)	(29,039)
Carrying amount	42,425	81,226	123,651

According to internal policies and policies, the Bank assesses individually the corporate loans in its portfolio and calculates a provision for impairment in the presence of objective evidence of impairment. Consumer loans and retail loans are considered to have portfolio impairment indicators, with credit quality being determined on the basis of an analysis of the days past due and the respective scope of the delay.

Notes to the separate financial statements (continued)

2 Financial risk management (continued)

A Credit risk(continued)

Loans to customers impaired individually

At 31 December 2018	Corporate customers	Individuals	Total
Stage 1	3,077	-	3,077
Stage 2	847	-	847
Stage 3	10,782	-	10,782
Gross amount	14,706	-	14,706
Less: impairment loss allowance	(3,641)	-	(3,641)
Carrying amount	11,065	-	11,065

31 December 2017	Corporate customers	Individuals	Total
Gross amount	10,402	-	10,402
Less: impairment loss allowance	(2,843)	-	(2,843)
Carrying amount	7,559	-	7,559

For individually assessed positions loans are considered impaired (Stage 3) at the time when objective evidence for impairment loss is identified.

The following tables illustrate the movement between the Stages of loans extended to corporate customers:

	Stage 1	Stage 2	Stage 3	Total
Gross amount of credit exposures at 01.01.2018 under IFRS 9	60,925	11,682	41,721	114,328
New assets originated or purchased	42,218	4,294	1,611	48,124
Closed loans	(14,051)	(1,758)	(7,324)	(23,133)
Transfers to Stage 1	8,125	(3,932)	(4,193)	-
Transfers to Stage 2	(5,688)	6,083	(396)	-
Transfers to Stage 3	(3,156)	(2,006)	5,162	-
Impact on the year-end exposures at stages over the year	(9,077)	(3,008)	2,080	(10,006)
Recoveries	-	-	(8,674)	(8,674)
Loans written off	-	-	(992)	(992)
Gross amount of credit exposures at 31.12.2018	79,297	11,355	28,995	119,647

Notes to the separate financial statements (continued)**2 Financial risk management (continued)****a Credit risk(continued)**

	Stage 1	Stage 2	Stage 3	Total
Impairment loss allowance at 01.01.2018	498	172	4,689	5,359
New assets originated or purchased	691	267	505	1,463
Assets derecognised or repaid (excl. write-offs)	(28)	(43)	(771)	(842)
Transfers to Stage 1	44	(17)	(27)	-
Transfers to Stage 2	(29)	29	-	-
Transfers to Stage 3	(52)	(28)	80	-
Impact on the year-end exposures at stages over the year	(218)	273	817	872
Recoveries	-	-	(364)	(364)
Loans written off	-	-	(543)	(543)
Foreign currency differences	(112)	(226)	88	(250)
Impairment loss allowance at 31.12.2018	794	427	4,474	5,695

The following tables illustrate the movement between the Stages of loans extended to individuals:

	Stage 1	Stage 2	Stage 3	Total
Gross amount of credit exposures at 01.01.2018 under IFRS 9	295,743	21,691	31,939	349,373
New assets originated or purchased	278,445	19,761	18,738	316,943
Assets derecognised or repaid (excl. write-offs)	(158,868)	(9,246)	(11,914)	(180,028)
Transfers to Stage 1	11,061	(4,515)	(6,547)	-
Transfers to Stage 2	(13,733)	14,633	(901)	-
Transfers to Stage 3	(25,489)	(6,465)	31,954	-
Impact on the year-end exposures at stages over the year	(40,879)	(4,811)	17,028	(28,662)
Recoveries	-	-	(5,064)	(5,064)
Loans written off	-	-	(13,736)	(13,736)
Gross amount of credit exposures at 31.12.2018	346,280	31,049	61,498	438,827

Notes to the separate financial statements (continued)**2 Financial risk management (continued)****a Credit risk(continued)**

	Stage 1	Stage 2	Stage 3	Total
Impairment loss allowance at 01.01.2018	9,457	5,046	14,654	29,156
New assets originated or purchased	9,733	4,302	11,979	26,014
Assets derecognised or repaid (excl. write-offs)	(11,751)	(907)	(6,425)	(19,083)
Transfers to Stage 1	856	(237)	(618)	-
Transfers to Stage 2	(552)	633	(81)	-
Transfers to Stage 3	(3,599)	(467)	4,066	-
Impact on the year-end exposures at stages over the year	9,238	(923)	30,069	38,384
Recoveries	-	-	(1,614)	(1,614)
New assets originated or purchased	-	-	(13,736)	(13,736)
Foreign currency differences	-	-	-	-
Impairment loss allowance at 31.12.2018	13,382	7,447	38,293	59,122

Concentration of risks by geographic sectors for financial assets with credit risk exposure*Geographic sectors*

Financial assets	2018	Total assets 2017
Bulgaria	324,111	293,532
Romania	337,070	322,169
Norway	11,226	-
Luxembourg	10,716	9,837
Netherlands	-	5,389
Other countries	10,055	5,689
Total financial assets	693,178	636,616

Exposures to credit risk related to contingent liabilities and irrevocable commitments:

Bulgaria	11,640	14,205
Romania	2,248	636
Other countries	1	2
Total financial assets and contingent liabilities and irrevocable commitments	707,067	651,459

Notes to the separate financial statements (continued)**2 Financial risk management (continued)****a Credit risk(continued)**

The table below presents an analysis of financial assets at fair value through other comprehensive income and placements with other banks at 31 December 2018 and 31 December 2017 based on criteria set by a rating agency as a result of credit assessments of a recognised external institution.

Rating	31 December 2018		Rating	31 December 2017	
	Financial assets at fair value through other comprehensive income	Placements with other banks		Available-for-sale financial assets	Placements with other banks
Aa3 (Moody's)	-	-	Aa3 (Moody's)	-	5,379
Baa1 (Moody's)	-	3,079	Baa1 (Moody's)	-	2,811
BBB (Fitch)	-	2,090	BBB (Fitch)	-	8,221
Baa3 (Moody's)	39,016	22	Baa3 (Moody's)	-	748
BBB- (Fitch)	-	-	BBB- (Fitch)	16,593	4
BBB- (BCRA)	-	6,007	BBB- (BCRA)	-	1,200
BB+ (BCRA)	-	4,268	BB+ (BCRA)	-	-
BB- (Fitch)	-	27	BB- (Fitch)	-	-
Ba2 (Moody's)	1,827	-	Ba2 (Moody's)	-	-
Ba3 (Moody's)	3,500	-	Ba3 (Moody's)	-	-
B2 (Moody's)	10,716	-	B2 (Moody's)	9,837	-
Unrated	11,318	-	Unrated	89	-
Total	66,377	15,493	Total	26,519	18,363

Placements with other banks and financial assets at fair value through other comprehensive income were classified in Stage 1 at 31 December 2018. Total credit loss allowances at 31 December 2018 are as follows:

- Placements with other banks – BGN 5 thousand reported in decrease of total debt;
- Financial assets at fair value through other comprehensive income – BGN 113 thousand recognised in other comprehensive income.

Placements with other banks and other unrated financial institutions are classified internally based on an analysis of qualitative and quantitative factors.

At 31 December 2018 and 31 December 2017, other receivables were neither past due nor impaired. Other receivables are settled within 30 days after the date of occurrence and therefore, they are considered not past due. Other receivables were fully paid at the date of issue of the financial statements.

Notes to the separate financial statements (continued)

2 Financial risk management (continued)

a Credit risk(continued)

The following tables present summarised information on the Ban's forborne exposures:

At 31 December 2018	Gross amount	Instruments with changed terms Stage 2	Instruments with changed terms Stage 3	Total loans to customers with forbearance measures	Ratio to total gross loan portfolio in the segment
Loans to customers:					
Corporate customers	119,647	577	18,271	18,848	15.75%
Individuals	438,827	53	-	53	0.01%
Total amount	558,474	630	18,271	18,901	3.38%

At 31 December 2018	Stage 2	Stage 3	Total amount
Impairment on forborne loans to customers			
Corporate customers	1	2,111	2,112
Individuals	-	-	-
Total amount	1	2,111	2,112

At 31 December 2017	Gross amount	Performing exposures with changed terms	Non-performing exposures with changed terms	Total loans to customers with forbearance measures	Ratio to total gross loan portfolio in the segment
Loans to customers					
Corporate customers	114,328	1,902	24,332	26,234	22.95%
Individuals	349,373	37	-	37	0.01%
Total amount	463,701	1,939	24,332	26,271	5.67%

At 31 December 2017	Performing exposures	Non-performing exposures	Total amount
Impairment on forborne loans to customers			
Corporate customers	1	2,784	2,785
Individuals	-	1	1
Total amount	1	2,785	2,786

Notes to the separate financial statements (continued)**2 Financial risk management (continued)****b Market risk**

The Bank is exposed to market risk. Market risk is the risk that the fair value or future cash flows of a financial instrument will fluctuate as a result of changes in market prices. Market risk arises from open positions in interest rate, currency and equity items, which are exposed to the general and specific movements in market rates and prices, such as interest rates, credit spreads, foreign exchange rates and security prices. The components of market risk include foreign currency risk, risk of changes in the fair value of financial instruments due to changes in the interest rates, risk of changes in the cash flows as a result of changes in the market interest rates and price risk.

Interest rate risk is the risk of a potential loss as a result from adverse changes in the interest rates. These include risk of changes in the yield curve, basis risk, spread risk, etc.

Foreign currency risk is the risk of a potential loss as a result of adverse changes in foreign currency exchange rates against the main currency. It includes the overall risk (or global currency risk – impacts the complete operations of the Bank – income, expenses, cash flow dynamics, regardless of which market transactions are oriented to), volatility risk and convertibility risk.

The risk related to the changes in the fair value of security prices is the risk of a potential loss as a result of changes in these prices.

The Bank's market risk policy is developed by the Risk Management Units and is approved by the Management Board of the Bank. The market risk policy is reviewed at least annually and the changes are submitted to the Management Board. The market risk policy is applied in respect of control of this risk, arising on all assets, liabilities, contingencies and commitments of the Bank and accordingly covers financial and non-financial transactions that are subject to market risk.

The objectives of market risk control and supervision are:

- to protect the Bank against unforeseen market losses;
- to contribute to more stable and predictable earnings; and
- to develop transparent, objective and consistent market risk information which is to serve as basis for sound decision making.

Notes to the separate financial statements (continued)**2 Financial risk management (continued)****b Market risk (continued)****Market risk measurement techniques**

The risk factors which generate market risk and should be included in the market risk measurement system consist of, but are not limited to:

- foreign exchange rates;
- interest rates;
- fair value of financial assets held for trading. The Bank assesses the risk as immaterial.

The Bank's exposure to derivative contracts is monitored as part of the overall market risk management.

Upon their origination derivatives frequently include only a mutual promise for an exchange against the payment of low or no consideration. Nevertheless, these instruments often lead to high indebtedness levels and are extremely volatile. A relatively small change in the value of assets, interest rate levels or other indices underlying the derivative contracts may have significant impact on the Bank's profit and loss.

Swaps are contractual arrangements between two parties to exchange payments over fixed periods of time and based on nominal amount set in relation to a contractual index such as interest rate, foreign exchange rate or capital index.

In foreign exchange swaps the Bank pays a fixed amount in certain currency and receives a fixed amount in another currency.

The Bank uses foreign currency swaps to hedge potential changes in the exchange rates.

The nominal amounts in the table below show the volume of outstanding transactions related to derivative contracts as of 31 December 2018 and 31 December 2017.

	Assets 2018	Liabilities 2018	Nominal amount 2018
Derivatives aimed to hedge changes in interest rates/currency risk			
FX swaps	306	136	119,835
	Assets 2017	Liabilities 2017	Nominal amount 2017
Derivatives aimed to hedge changes in interest rates/currency risk			
FX swaps	10	224	90,392

As of 31 December 2018, the Bank had nine active derivatives concluded with the following counterparties: DSK Bank (Bulgaria), Raiffeisenbank (Romania) and Transilvania Bank (Romania). The effect of the concluded derivative contracts on the profit and loss in the reporting period is a loss of BGN 237 thousand (2017: a loss of BGN 952 thousand).

Notes to the separate financial statements (continued)**2 Financial risk management (continued)****b Market risk (continued)****Foreign currency risk**

Fluctuations in the foreign exchange rates have impact on the financial position and cash flows of the Bank and expose it to foreign currency risk. The Management Board sets limits to control the risk on open FX positions, which are monitored daily. As a rule the Bank does not maintain material open positions in currencies other than the Bulgarian lev and Euro. The Bank does not measure sensitivity to foreign currency risk since as at 31 December 2018, the Bulgarian lev is pegged to the Euro. The open FX position in RON, which amounted to BGN 110,092 thousand as at 31 December 2018 (2017: BGN 97,638 thousand), is hedged by means of FX forwards and swaps with a nominal amount of BGN 119,835 thousand (2017: FX forward of BGN 88,243 thousand).

The sensitivity to changes in exchange rates has been calculated directly on the basis of the total net open FX position of the Bank in all foreign currencies (other than EUR) as a 10% amortisation of the value of the local currency compared to all foreign currencies (other than EUR). The exchange rate BGN/EUR is fixed at a ratio BGN 1.95583: EUR 1 as part of the Currency Board parameters.

As at 31 December 2018

<u>Exchange rates</u>	Direct effect on profit/loss
- 10% change of local currency	(7,618)
+ 10% change of local currency	7,618

As at 31 December 2017

<u>Exchange rates</u>	Direct effect on profit/loss
- 10% change of local currency	(10,217)
+ 10% change of local currency	10,217

The Bank considers that there is no sensitivity to and significant impact on capital, since the changes in exchange rates have no significant effect on the revaluation of the available-for-sale securities, revalued in other comprehensive income.

Interest rate risk

Interest rate risk is the risk that the future cash flows of a financial instrument will vary due to changes in the market interest rates. Interest rate risk is the risk that the fair value of a financial instrument will vary due to changes in the market interest rates.

The Group takes on risks related to the effect of changes in the market interest rates both in respect of its own financial assets, and in respect of the cash flows. As a result of such changes interest rate margins may increase but they may decrease as well and cause losses in case of unforeseen shocks. The management sets limits to maintain an acceptable level of interest rate imbalance and these limits are monitored regularly.

The sensitivity analysis below illustrates the potential impact on the statement of comprehensive income of floating rate items. The table below shows possible acceptable deviations selected based on the market and economic environment during the reporting period.

At 31 December 2018

<u>Interest rates</u>	Effect of changes in interest rates on profit/loss
+100 bp change	1,537
-100 bp change	(1,537)

Notes to the separate financial statements (continued)**2 Financial risk management (continued)****B Market risk (continued)****Interest rate risk (continued)****At 31 December 2017**Interest rates**Effect of changes in interest rates on
profit/loss**

+100 bp change

798

-100 bp change

(798)

The Bank does not consider that there is a significant effect on capital since the changes in interest rate levels do not have a significant impact on the revaluation of available-for-sale securities as most of them are with fixed interest rate.

c Fair value of financial assets and liabilities

Fair value is the price that would be received to sell an asset or paid to transfer a liability in an orderly transaction between market participants at the measurement date. The fair value measurement is based on the presumption that the transaction to sell the asset or transfer the liability takes place either:

- In the principal market for the asset or liability, or
- In the absence of a principal market, in the most advantageous market for the asset or liability.

The principal or the most advantageous market should be accessible to the Bank.

Fair value of an asset or liability is measured making assumptions that market participants would make to determine the price of the asset or liability, assuming that they would act in their best economic interest.

A fair value measurement of a non-financial asset takes into account a market participant's ability to generate economic benefits by using the asset in its highest and best use or by selling it to another market participant that would use the asset in its highest and best use.

The Bank uses valuation techniques that are appropriate in the circumstances and for which sufficient data are available to measure fair value, maximising the use of relevant observable inputs and minimising the use of unobservable inputs. External valuers are usually engaged for the measurement of the fair values of the material assets and liabilities. The need to engage external valuers is assessed by the Bank's management every year. Selection criteria for external valuers include professional experience, qualities and reputation. The management decides, after discussions with the valuation experts, which valuation techniques and inputs to use for each case.

At each reporting date, the management analyses the movements in the values of assets and liabilities which are required to be re-measured as per the Bank's accounting policies. This involves verification of the major inputs applied in the latest valuation by agreeing the information in the valuation computation to contracts and other relevant documents. The management, in conjunction with the valuation experts, also compares the changes in the fair value of each asset and liability with relevant external sources to determine whether the change is reasonable.

Notes to the separate financial statements (continued)**2 Financial risk management (continued)****c Fair value of financial assets and liabilities (continued)**

	Carrying amount		Fair value	
	2018	2017	2018	2017
Financial assets				
Cash on hand and balances with central banks	120,560	166,684	120,560	166,684
Placements with other banks	15,493	18,363	15,493	18,363
Held-for-trading financial assets	-	-	-	-
Derivatives	306	10	306	10
Loans to customers:				
Corporate customers	113,954	109,500	114,047	113,661
Individuals	379,705	322,319	379,310	322,006
Available-for-sale financial assets	-	26,519	-	26,519
Financial assets at fair value through other comprehensive income	66,377	-	66,377	-
Other receivables	6,741	2,457	6,741	2,457
Financial liabilities				
Deposits from banks	5,033	-	5,033	-
Derivatives	136	224	136	224
Deposits from customers	532,829	506,824	533,119	506,753
Other borrowings	112	502	112	502
Other liabilities	16,927	11,632	16,927	11,632

(a) Financial assets and liabilities carried at fair value

Financial assets and liabilities are carried at fair value by using quoted market prices in an active market at the date of the reporting period. In case of lack of quoted prices, the fair values used are the historical amounts, less any impairment losses.

*(b) Financial assets and liabilities not carried at fair value**- Placements with other banks*

Placements with other banks include inter-banking deposits and current accounts. The fair value of floating rate and overnight deposits approximates their carrying amount. The estimated fair value of fixed rate deposits is based on the discounted cash flows using average market interest rates for liabilities with similar credit risk and remaining maturity.

Notes to the separate financial statements (continued)**2 Financial risk management (continued)****c Fair value of financial assets and liabilities (continued)***(b) Financial assets and liabilities not carried at fair value (continued)***- Loans to customers**

Loans to customers are carried at amortised cost less any impairment allowance. The fair value of fixed interest rate loans to customers is the discounted future cash inflows by applying interest rate statistical data published by the relevant Central banks. In 2018 and 2017, the Bank extended consumer loans mainly bearing fixed interest rates.

- Deposits from banks and from customers

The fair value of deposits from banks approximates their carrying amount due to their short-term nature. The fair value of fixed-rate deposits from customers is the discounted amount of the estimated future cash outflows using market rates.

- Other borrowings

The fair value of other fixed rate borrowings without quoted market prices is based on the discounted cash flows using interest rates for new liabilities with similar remaining maturity. The fair value of other borrowings approximates their carrying amount due to the fact that as at 31 December 2018, most of them bear floating interest rates.

All assets and liabilities for which fair value is measured or for which fair value disclosure is required in the financial statements are categorised within the fair value hierarchy, described as follows, based on the lowest level input that is significant to the fair value measurement as a whole:

- Level 1 — Quoted (unadjusted) market prices in active markets for identical assets or liabilities;
- Level 2 — Valuation techniques for which the lowest level input that is significant to the fair value measurement is directly or indirectly observable;
- Level 3 — Valuation techniques for which the lowest level input that is significant to the fair value measurement is unobservable.

For assets and liabilities that are measured at fair value on a recurring basis, the Bank reviews their categorisation at the respective fair value hierarchy level (based on the lowest level input that is significant to the fair value measurement as a whole) at the end of each reporting period and determines whether transfer(s) should be made between levels.

For the purpose of fair value disclosures, the Bank has determined classes of assets and liabilities on the basis of the nature, characteristics and risks of the asset or liability and the level of the fair value hierarchy as explained above.

Notes to the separate financial statements (continued)**2 Financial risk management (continued)****c Fair value of financial assets and liabilities (continued)****Fair value hierarchy**

The tables below present the fair value hierarchy of the Bank's assets and liabilities measured as at 31 December 2018 and 31 December 2017.

Quantitative disclosures of the fair value hierarchy as at 31 December 2018

	Total	Quoted prices in active markets (Level 1)	Significant observable inputs (Level 2)	Significant unobservable inputs (Level 3)
Assets measured at fair value				
Available-for-sale financial assets	-	-	-	-
Financial assets at fair value through other comprehensive income	66,377	44,343	10,716	11,318
Derivatives	306	306	-	-
Assets not measured at fair value				
Loans to customers:				
Corporate customers	114,047	-	89,526	24,521
Individuals	379,310	-	260,294	119,016
Placements with other banks	15,493	-	15,493	-
Liabilities measured at fair value				
Derivatives	136	136	-	-
Liabilities not measured at fair value				
Deposits from customers	533,119	-	533,119	-
Deposits from banks	5,033	-	5,033	-
Other borrowings	112	-	112	-

Due to the short-term nature of other assets, placements with other banks, placements from other banks and other liabilities the Bank's management believes that their fair value approximates their carrying amounts as at 31 December 2018.

Consumer loans classified as Level 3 represent a portfolio of ceded receivables with an agreed first contractual priority to satisfy the Bank from the mass of the total contributions collected for the entire portfolio.

Management believes that no significant changes occurred at 31 December 2018 in the market at which the assets subject to the transaction have been originated and that its parameters reflect the acceptable yield level for the respective type of financial instrument and risk to the Bank.

Notes to the separate financial statements (continued)**2 Financial risk management (continued)****c Fair value of financial assets and liabilities (continued)****Fair value hierarchy (continued)**

In assessing consumer loans classified in Level 3, the management makes market-adjusted returns for the type of financial instrument that it considers to reflect the risk profile of the ceded receivables.

Reconciliation of Level 3 fair value measurement

Balance as at 1 January 2018	89
Transfers to Level 3	-
Total profit/(loss) for the period recognised in the statement of comprehensive income (through profit or loss)	-
Total profit/(loss) for the period recognised in the statement of comprehensive income (through other components)	23
Gain/Loss on assets derecognised	(20)
Newly acquired assets/(sales) of assets	11,226
Balance at 31 December 2018	11,318

In general, the fair value of unquoted equity instruments available for sale is calculated by: 1) using valuation reports of third parties based on the investee's net assets and management makes no further adjustments, and 2) assessment of net assets adjusted, if necessary.

Transfers were not made in 2018 between the fair value hierarchy levels, nor any changes in the valuation techniques used during the period.

Description of valuation techniques and significant inputs to fair value measurement as at 31 December 2018:

	Valuation technique	Significant observable inputs	Range (weighted average)	Sensitivity analysis
Loans to customers	DCFM	Statistical data of Central banks for interest rates on new business by loans of sectors non-financial entities and mortgage loans by original maturity	3.35% - 18.5% (10.93 %)	Increase (decrease) in interest rates by 5 % would result in a change in the fair value
Deposits from customers	DCFM	Statistical data of Central banks for interest rates on new business by term deposits of sectors non-financial entities and households	0.1% - 2.40% (1.25 %)	Increase (decrease) in interest rates by 2 % would result in a change in the fair value
Other borrowings	DCFM	Current interest rate on borrowings	2%	

Notes to the separate financial statements (continued)**2 Financial risk management (continued)****c Fair value of financial assets and liabilities (continued)****Fair value hierarchy (continued)****Quantitative disclosures of the fair value hierarchy as at 31 December 2017**

	Total	Quoted prices in active markets (Level 1)	Significant observable inputs (Level 2)	Significant unobservable inputs (Level 3)
Assets measured at fair value				
Available-for-sale financial assets	26,519	26,430	-	89
Available-for-trading financial assets	10	10	-	-
Assets not measured at fair value				
Loans to customers:				
Corporate clients	113,661	-	71,236	42,425
Individuals	322,006	-	206,051	115,955
Held-to-maturity investments		-	-	-
Liabilities measured at fair value				
Derivatives	224	-	224	-
Liabilities not measured at fair value				
Deposits from customers	506,753	-	506,753	-
Other borrowings	502	-	502	-

Due to the short-term nature of other assets, placements with other banks, placements from other banks and other liabilities the Bank's management believes that their fair value approximates their carrying amounts as at 31 December 2017.

Reconciliation of Level 3 fair value measurement

Balance at 1 January 2016	89
Transfers to Level 3	-
Total profit/(loss) for the period recognised in the income statement (through profit or loss)	-
Total profit/(loss) for the period recognised in the statement of comprehensive income (through other components)	-
Newly acquired assets/(sales) of assets	-
Balance at 31 December 2017	89

Notes to the separate financial statements (continued)**2 Financial risk management (continued)****c Fair value of financial assets and liabilities (continued)****Fair value hierarchy (continued)**

Neither transfers between fair value hierarchy levels, nor any changes in the valuation techniques used during the period were made in 2017.

Description of valuation techniques and significant inputs to fair value measurement as at 31 December 2017:

	Valuation technique	Significant observable inputs	Range (weighted average)	Sensitivity analysis
Loans to customers	DCFM	Statistical data of Central banks for interest rates on new business by loans of sectors non-financial entities and mortgage loans by original maturity	2.93% - 22.9% (12.9 %)	Increase (decrease) in interest rates by 5% would result in a change in the fair value
Deposits from customers	DCFM	Statistical data of Central banks for interest rates on new business by term deposits of sectors non-financial entities and households	0.1% - 2.99% (1.55 %)	Increase (decrease) in interest rates by 2% would result in a change in the fair value
Other borrowings	DCFM	Current interest rate on borrowings	2%	

d Liquidity risk

Liquidity risk is the risk that the available cash resources of the Bank may be insufficient to cover the withdrawals on financial liabilities as they fall due, and the inability to replace funds when they are withdrawn. The consequences may lead to inability to cover liabilities to make payments to depositors and to fulfil commitments to disburse loans.

Liquidity risk management process

The Bank adopts appropriate liquidity risk management policies which have to ensure:

- that sufficient liquid assets are available to meet the liabilities as they arise;
- financing of medium term assets with medium-term liabilities in a prudent proportion;
- that the liquidity position is monitored on a daily basis and in the course of dealing operations.

Notes to the separate financial statements (continued)**2 Financial risk management (continued)****d Liquidity risk (continued)**

The Management Board of the Bank assigns the Asset and Liabilities Management Committee, as the primary responsible unit, with the task to advise the Management Board on the liquidity management strategy.

The Asset and Liabilities Management Committee manages:

- the Bank's assets and liabilities to ensure regular and timely meeting of current and future obligations;
- the Bank's cash inflows and outflows (liquidity sources) and the ratios between assets and liabilities;
- the liquidity ratios in compliance with the indicators set by the parent; and
- the liquidity ratios recommended by the competent regulatory authority.

The operational management of the Bank's assets and liabilities and the execution of the decisions of the Assets and Liabilities Management Committee are assigned to the head of the Financial Markets and Liquidity Department.

The table below presents the financial liabilities of the Bank, payables to personnel and taxes, other than income tax, by maturity groups based on the period remaining from the balance sheet date to the maturity date of the contract. The amounts disclosed in the table represent the contractual undiscounted cash flows.

At 31 December 2018	Gross outflow	Less than 1 month	1-3 months	3 -12 months	1-5 years
Derivatives	136	98	38	-	-
Deposits from banks	5,033	5,033	-	-	-
Deposits from customers	536,896	129,655	84,427	253,605	69,209
Other borrowings	112	7	-	62	43
Other liabilities	21,164	9,096	11,014	1041	13
Total liabilities (contractual maturity dates)	563,341	143,889	95,479	254,708	69,265
At 31 December 2017	Gross outflow	Less than 1 month	1-3 months	3 -12 months	1-5 years
Deposits from banks	-	-	-	-	-
Derivatives	224	-	224	-	-
Deposits from customers	510,324	136,259	76,187	242,199	55,679
Other borrowings	511	61	58	160	232
Other liabilities	16,681	8,180	7,101	1,388	12
Total liabilities (contractual maturity dates)	527,740	144,500	83,570	243,747	55,923

Notes to the separate financial statements (continued)**2 Financial risk management (continued)****d Liquidity risk (continued)****Contingent liabilities and irrevocable commitments**

The terms of the agreed amounts of contingent liabilities and irrevocable commitments, to which the Bank is committed with respect to extension of the term of loans to customers and other terms and conditions, are presented in the following table.

Financial guarantees are presented in the table below based on the earliest agreed maturity date.

At 31 December 2018	Within 1 year	1-5 years	Over 5 years	Total
Guarantees:				
- financial	106	60	-	166
- good performance guarantees	765	7	-	772
Commitments:				
- undrawn loan commitments	9,303	3,648	-	12,951
Total contingent liabilities and irrevocable commitments	10,174	3,715	-	13,889

At 31 December 2017	Within 1 year	1-5 years	Over 5 years	Total
Guarantees:				
- financial	220	511	-	731
- good performance guarantees	534	20	-	554
Commitments:				
- undrawn loan commitments	563	12,995	-	13,558
Total contingent liabilities and irrevocable commitments	1,317	13,526	-	14,843

The table below presents an analysis of the Bank's assets and liabilities by maturity structure at the balance sheet date, based on the remaining period to the agreed maturity dates. Loans to customers with remaining maturity of more than five years are included in the column "not defined".

Notes to the separate financial statements (continued)

2 Financial risk management (continued)

d Liquidity risk (continued)

At 31 December 2018	On demand / up to 1 month	1-3 months	3-12 months	1-5 years	Not defined	Total
Assets						
Cash on hand and balances with central banks	120,560	-	-	-	-	120,560
Placements with other banks	7,554	7,939	-	-	-	15,493
Derivatives	6	300	-	-	-	306
Financial assets at fair value through other comprehensive income	9,155	233	214	32,769	24,006	66,377
Loans to customers	40,593	62,986	170,958	219,122	-	493,659
Other assets	7,372	5	1,002	1,402	-	9,781
Current tax assets	2032	-	-	-	-	2032
Investments in subsidiaries	-	-	-	-	11,148	11,148
Intangible assets	-	-	-	-	5,794	5,794
Property and equipment	-	-	-	-	11,023	11,023
Deferred tax assets	367	-	-	-	-	367
Assets acquired from foreclosure on collateral	-	-	-	-	8,532	8,532
Total assets	187,639	71,463	172,174	253,293	60,503	745,072
Liabilities						
Derivatives	98	38	-	-	-	136
Deposits from banks	5,033	-	-	-	-	5,033
Deposits from customers	129,564	84,402	251,558	67,305	-	532,829
Other borrowings	7	-	62	43	-	112
Other liabilities	9,096	11,014	1,041	13	-	21,164
Total liabilities	143,798	95,454	252,661	67,361	-	559,274
Net liquidity gap	43,841	(23,991)	(80,487)	185,932	60,503	185,798
Cumulative cash flows	43,841	19,850	(60,637)	125,295	185,798	

The Bank monitors on a daily basis the liquidity assets and liabilities by type of currency, amount and interest rates. With respect to a large portion of liabilities, comprising term deposits from individuals and legal entities, proper measures are taken to encourage the customers to renew their deposits. Deposits of legal entities are primarily in large amounts and the historical experience shows that usually the terms and conditions are re-reviewed and agreed immediately prior their maturity.

Notes to the separate financial statements (continued)

2 Financial risk management (continued)

d Liquidity risk (continued)

At 31 December 2017	On demand / up to 1 month	1-3 months	3-12 months	1-5 years	Not defined	Total
Assets						
Cash on hand and balances with central banks	166,684	-	-	-	-	166,684
Placements with other banks	10,050	8,313	-	-	-	18,363
Held-for-trading financial assets	-	10	-	-	-	10
Available-for-sale financial assets	-	-	-	19,209	7,310	26,519
Loans to customers	27,302	40,119	137,684	221,730	4,984	431,819
Held-to-maturity investments	1,932	741	1,139	9	-	3,821
Other assets	1,616	-	-	-	-	1,616
Current tax assets	-	-	-	-	11,148	11,148
Investments in subsidiaries	-	-	-	-	3,062	3,062
Intangible assets	-	-	-	-	11,001	11,001
Property and equipment	-	-	326	-	-	326
Held-for-sale assets	-	13,937	-	-	-	13,937
Total assets	207,584	63,120	139,149	240,948	37,505	688,306
Liabilities						
Derivatives	-	224	-	-	-	224
Deposits from banks	-	-	-	-	-	-
Deposits from customers	136,168	75,984	240,156	54,516	-	506,824
Other borrowings	61	58	160	223	-	502
Other liabilities	8,180	7,101	1,388	12	-	16,681
Total liabilities	144,409	83,367	241,704	54,751	-	524,231
Net liquidity gap	63,175	(20,247)	(102,555)	186,197	37,505	164,075
Cumulative cash flows	63,175	42,928	(59,627)	126,570	164,075	

Fiduciary assets in custody

The Bank is registered as investment intermediary and performs transactions on behalf of its customers in compliance with the requirements of the Financial Supervision Commission. The Bank has approved rules and procedures regulating its fiduciary transactions for customers.

Notes to the separate financial statements (continued)**2 Financial risk management (continued)****e Capital management**

The objectives of the Bank's management in capital management, as a broader concept compared to the "equity" on the face of the balance sheet, include:

- compliance with the capital requirements set by the regulators of the banking markets where the Bank operates;
- ensuring the Bank's ability to continue as a going concern so that it can continue to provide returns for the shareholders; and
- maintaining strong capital base which is the basis for the development of the Bank's activity.

The capital adequacy and the use of equity are monitored by the Group's management employing techniques based on the guidelines developed by the Basel Committee, as well as the EU Directives, adopted by the Bulgarian National Bank (Regulatory Authority) for supervisory purposes. The information required is filed with the Regulatory Authority regularly.

The Regulatory Authority requires each bank or group of banks: (a) to hold minimum level of equity of BGN 10,000 thousand and (b) to maintain a ratio of total regulatory capital to risk-weighted assets of 13.5%, formed based on total capital adequacy requirement of 8%, protective capital buffer of 2.5% and systemic risk buffer of 3%.

The Bank's equity is divided into two tiers in accordance with the definitions and requirements of Regulation No 575 of the European Parliament and of the Council of 26 June 2013:

(a) Tier one capital which comprises the following elements:

- registered and paid-in capital, excluding preference shares;
- Reserve fund;
- other reserves for general purposes set aside from the profit after tax;
- retained earnings from prior years;
- current year profit less any taxes due, expected dividend payments and other deductions.

The Bank includes the retained earnings from prior years in the capital, once the audited separate financial statements are approved by the sole owner of the capital and dividend payments and other deductions have been made.

Once included as elements of the tier-one capital the retained earnings from prior years may be used to pay dividends only after approval by the Regulatory Authority.

The current year profit can be included in the capital only if the following conditions are met:

- the maximum amount of expected dividend payments and other deductions is set;
- the profits and taxes due are confirmed by the specialised audit firm employed by the Bank;
- a notice is sent to the Regulatory Authority with attached documents evidencing the circumstances related to the mandatory conditions and the Regulatory Authority has not objected and / or has given its approval.

Notes to the separate financial statements (continued)**2 Financial risk management (continued)****e Capital management (continued)**

The tier-one capital is reduced by:

- the current and prior year losses;
- the carrying amount of the treasury shares held by the Bank;
- the amount of intangible assets;
- the unrealised loss on available for sale financial instruments.

(b) Tier-two capital which comprises the following elements:

- revaluation reserves on the real estates occupied by the Bank;
- the amounts attracted by the Bank in debt – equity (hybrid) instruments and other financial instruments without specified terms, as well as preference shares with accumulating dividends and without any term set, provided these instruments meet the following specific requirements:
 - the amounts on these instruments are fully paid;
 - their payment is not limited by a term;
 - their repayment is not guaranteed by the Bank in any form;
 - in case of liquidation or insolvency of the Bank their repayment is admissible after the claims of all other creditors have been satisfied;
 - the receivables on these instruments as regards the principal may not become collectable without written permission of the Regulatory Authority;
 - the terms under which the Bank has attracted these funds entitle the Bank to defer the payment of the interest income on them, if it has not generated profit or if profit is insufficient;
- the amounts attracted as subordinated term debt, as well as term cumulative preference shares and long-term debt – equity (hybrid) instruments, provided these instruments meet the following specific requirements:
 - the amounts on the instruments are fully paid;
 - their payment is not guaranteed by the Bank in any form;
 - their original term to maturity is at least 5 years;
 - their early payment cannot be made without the prior written permission of the Regulatory Authority;
 - the contract may not provide for a possibility for mid-term collectability of the instruments;
 - in case of liquidation or bankruptcy of the Bank their payment is admissible after the claims of all other creditors are satisfied in full.

Instruments attracted as a subordinate term debt are included in the tier-two capital reduced in accordance with the remaining term to the contractual maturity dates. After the instruments mature they are entirely excluded from the calculation of the equity (capital base).

Tier-two capital cannot exceed tier-one capital.

Tier-two capital attracted as subordinated term debt, term cumulative preference shares and long-term debt-equity (hybrid) instruments, cannot exceed 50% of the tier-one capital.

Notes to the separate financial statements (continued)**2 Financial risk management (continued)****e Capital management (continued)**

Tier-two capital includes the elements described above, in case they meet the following requirements:

- the funds are entirely available to the Bank to cover ordinary bank risks, when the losses of revenue or capital are not yet established;
- their availability is shown in the Bank's accounting ledgers;
- their amounts is determined by the competent managing body of the Bank and confirmed by an independent external auditor;
- the Regulatory Authority is acquainted with and may exercise supervision over the funds existence and utilisation.

The Bank cannot include in its equity:

- reserves from cash flow hedges of items previously measured at amortised cost and cash flow hedges related to forecasted transactions;
- gains or losses on liabilities measured at fair value due to changes in the assessment of the credit quality of the Bank;
- unrealised gain on investment properties and available-for-sale financial instruments.

The equity is reduced by:

- the carrying amount of investments in shares or other forms of shareholdings of more than 10 percent of the paid-in capital of a bank or credit institution under the Credit Institutions Act, as well as investments in long-term debt (hybrid) instruments and subordinated term debt in such institutions in which the Group holds more than 10 percent of the paid-in capital, for each individual case, where they are not consolidated in the Bank's balance sheet;
- the carrying amount of investments in shares or other forms of shareholding in the capital, long-term debt-equity (hybrid) instruments and subordinated term debt in another bank or financial institution under the Credit Institutions Act, where their total amount exceeds 10 percent of the Bank's equity prior to deductions;
- the carrying amount of investments in shares or another form of direct or indirect shareholding, when they represent 20 or more than 20 percent of the paid-in capital on insurance, reinsurance undertakings and insurance holdings;
- the carrying amount of all investments in shares or other forms of shareholdings when they represent 10 or more than 10 percent of the paid-in capital of unconsolidated undertakings other than those listed above.

The amounts under the above items are reduced in a 50% ratio from tier-one capital and 50% from tier-two capital, and when the respective reduction exceeds the tier-two capital, the excess is reduced from tier-one capital.

Risk-weighted assets are measured by means of a hierarchy of five risk weights classified according to the nature of and reflecting the assessment of the credit, market and other related risks for each assets and counterparty, taking into account any eligible collateral or guarantee.

A similar treatment is adopted for contingencies and commitments, with some adjustments to reflect the more contingent nature of potential losses.

Notes to the separate financial statements (continued)**2 Financial risk management (continued)****e Capital management (continued)**

The table below summarises the structure of equity and the Bank ratios as at 31 December of the respective reporting years. During these two years the Bank has complied with the capital requirements to lending institutions.

	At 31 December	
	2018	2017
Tier-one capital		
Share capital	81,600	81,600
Reserves and accumulated profit/(loss) from prior years	55,411	52,205
Less:		
Intangible assets	(5,794)	(3,062)
Other deductions	(8,596)	(14,894)
Total tier-one capital	122,621	115,849
Tier-two capital		
Subordinated term debt	-	-
Total tier-two capital	-	-
Total risk-weighted assets	582,654	528,495
Capital adequacy ratio	21.05%	21.92%

f Operational risk

With respect to the operational risk of capital reporting, the Bank uses the Basic Indicator Approach (BIA) for determining the first pillar minimum regulatory capital requirement, which averages net interest income for the last three audited annual accounting periods.

Net Income	Net Income	Net Income	Capital Requirements	Total amount of exposure to operational risk (x12.5)
<u>2015</u>	<u>2016</u>	<u>2017</u>		
66,282	67,495	91,624	11,270	140,875

The actual operational risk losses incurred in the period January-December 2018 of TBI Bank amounted to BGN 171,785, including BGN 40,044 being reimbursed, representing 26% of the operational risk losses incurred in 2017.

Notes to the separate financial statements (continued)**3 Significant accounting estimates and judgements in applying the accounting policies**Impairment of financial assets

The Bank makes estimates and assumptions that affect the amounts of reported assets and liabilities within the next financial year. Accounting estimates and judgements are consistently applied and are based on the historical experience and other factors, including expectations of future events that are believed to be reasonable under the circumstances.

The Bank reviews its loan and lease portfolios to assess the need for impairment at least on a monthly basis. In determining whether the impairment loss should be recorded in the statement of comprehensive income the Bank makes an analysis whether objective data exist indicating that there is significant decrease in the estimated future cash flows from a loan portfolio, before the decrease can be associated with an individual loan in that portfolio. Such evidence may include observable data, indicating adverse change in the borrowers' ability to meet their loan obligations in the respective portfolio, or their national or local economic conditions that correlate with defaults on the repayments of the loans to the Bank. The management uses estimates based on the historical loss experience for assets with the credit risk features and objective evidence for impairment similar to those in the portfolio when planning the cash flows. The methodology and assumptions used to estimate the amount and timing of the future cash flows are reviewed regularly, in order to reduce any differences between the loss estimates and the actual loss experience.

The value of collaterals representing real estates is determined by independent expert appraisers, using generally accepted valuation techniques. Such techniques include the revenue method and the discounted cash flows method. In certain cases, the fair values are determined based on recent transactions with real estates with similar features and locations as the collaterals. The definition of the fair value of the collaterals requires the use of estimates, such as the future cash flows from the assets and the discount rates applicable to these assets. These estimates are based on the conditions at the local market existing as at the valuation date. The continuing volatility and uncertainty of the global financial system is reflected in the uncertainties at the real estate markets. Therefore, in determining the estimates of the collaterals in 2017 the appraisers have used their knowledge of the market and their professional judgement, and did not simply rely of historical benchmarks for the transactions. Under the circumstances the estimated values of the collaterals are underpinned by a higher level of uncertainty than that existing in a more active market.

The assets acquired as collateral on loans are classified as assets acquired from foreclosure on collateral. The Bank measures collateral acquired in relation to non-performing loans at the lower of their value upon acquisition and the fair value less the costs to make the sale. The definition of the fair value of the collaterals requires the use of estimates, such as the future cash flows from the assets and the discount rates applicable to these assets. These estimates are based on the conditions at the local market existing as at the valuation date. The Bank's management has committed to specific actions aimed at the realisation of these assets through disposal.

Impairment of assets acquired from foreclosure on collateral

The definition of the fair value of financial assets requires the use of estimates such as future cash flows from assets and discounted rates applicable to those assets. These estimates are based on local market conditions existing at the valuation date.

The most significant assumptions are presented in Note 2 and Note 17.

Notes to the separate financial statements (continued)**3 Significant accounting estimates and judgements in applying the accounting policies (continued)**

Deferred tax assets

The carrying amount of deferred tax assets is reviewed by the Group at each balance sheet date and reduced to the extent that it is no longer probable that sufficient taxable profit will be available to allow all or part of the deferred income tax asset to be recovered. Unrecognised deferred income tax assets are reassessed at each balance sheet date and are recognised to the extent that it has become probable that future taxable profit will allow the deferred tax asset to be recovered.

4 Reconciliation between the carrying amounts under IAS 39 and the carrying amounts after the adoption of IFRS 9 as at 01.01.2018

	Category of assessment under IAS 39	Reclassification	Expected credit loss allowance	Category of assessment under IFRS 9
ASSETS				
Cash on hand and balances with central banks	166,684	-	-	166,684
Placements with other banks	18,363	-	(2)	18,361
Derivatives	10	-	-	10
Available-for-sale financial assets	26,519	(26,519)	-	-
As part : Financial assets at fair value through other comprehensive income	-	26,519	-	26,519
Loans to customers	431,819	-	(2,633)	429,186
Other assets	3,821	-	-	3,821
Current tax assets	1,616	-	-	1,616
Investments in subsidiaries	11,148	-	-	11,148
Intangible assets	3,062	-	-	3,062
Property and equipment	11,001	-	-	11,001
Deferred tax assets	326	-	-	326
Assets held for sale	13,937	-	-	13,937
Total assets	688,306	-	(2,635)	685,671
LIABILITIES				
Derivatives	224	-	-	224
Deposits from banks	-	-	-	-
Deposits from customers	506,824	-	-	506,824
Other borrowings	502	-	-	502
Deferred tax liabilities	-	-	-	-
Other liabilities	16,681	-	-	16,681
Total liabilities	524,231	-	-	524,231
Equity				
Retained earnings	164,075	-	(2,748)	161,440
Revaluation reserve	232	-	113	345
Total equity	164,307	-	(2,635)	161,785

Notes to the separate financial statements (continued)

5 Net interest income	2018	2017
Interest income		
Loans to customers	125,511	86,849
<i>incl. . Impaired loans to customers</i>	7,728	10,823
Placements with other banks and financial institutions	197	9
Available-for-sale investments	-	530
Financial assets at fair value through other comprehensive income	1,376	-
Held-to-maturity investments	-	462
Held-for-trading investments	-	163
Total interest income	127,084	88,013
Interest expenses		
Deposits from banks and financial institutions	633	952
Deposits from customers	5,178	6,303
Other borrowings	4	14
Total interest expenses	5,815	7,269
Net interest income	121,269	80,744
6 Net fee and commission income	2018	2017
Fee and commission income under IFRS 15		
Agent's commissions	21,103	-
Transfers and transactions	1,458	-
Guarantees and letters of credit	39	-
Total fee and commission income under contracts with customers	22,600	-
Other income	1,241	-
Total fee and commission income under IFRS 15	23,841	-
	2018	2017
Agent's commissions	-	12,824
Transfers and transactions	-	2,272
Guarantees and letters of credit	-	32
Other	-	1,125
Total fee and commission income	-	16,253
Fee and commission expenses		
Bank transactions	1,195	886
Agents' commissions	2,736	1,933
Other	69	55
Total fee and commission expenses	4,000	2,874
Net fee and commission income	19,841	13,379
Agent's commission income originates from an insurance agency contract. Costs of agent's commissions relate to a credit brokerage contract.		

Notes to the separate financial statements (continued)**7 Net trading (losses) / gains**

Net trading gains and losses include results from swaps, forwards and spots: BGN 1,622 thousand (2017 : BGN 235 thousand).

8 Other operating income/ (expenses), net	2018	2017
Net loss on currency retranslation	(217)	(909)
Net loss on derivatives	(237)	(952)
Net loss on sale of loans	(45)	(116)
Net gain on sale of available-for-sale financial assets	(20)	554
Net gain on transactions with held-for-sale assets	495	802
Net gain on other financial assets	214	295
Other operating income	190	(326)

9 Other administrative expenses	2018	2017
Expenses on hired services	16,690	2,127
Consultancy, legal and other professional services	5,569	5,165
Operating lease rentals	3,065	2,502
IT services	3,393	3,036
Advertising expenses	3,570	1,697
Tax expenses	429	2,377
Annual contribution to BDIF и BRF	1,610	1,392
Materials	768	637
Other	3,772	2,446
Total other administrative expenses	38,866	21,379

The amounts charged throughout the year for the services provided by the registered auditor of the Bank are as follows: for independent financial audit: BGN 184 thousand (2017: BGN 223 thousand), for advisory services: BGN 52 thousand (2017: BGN 153 thousand), and for other non-audit services: BGN 28 thousand (2016: BGN 22 thousand).

Notes to the separate financial statements (continued)

10 Staff costs	2018	2017
Wages and salaries	28,234	22,214
Social security contributions	2,982	2,990
- incl. Pension Fund	1,662	1,775
Total staff costs	31,216	25,204

The number of the Bank's employees at the end of 2018 was 993 (2017: 856 employees).

11 Tax expenses

	2018	2017
Current income tax expense	2,752	3,647
Deferred tax benefit relating to the origination and reversal of temporary differences	(41)	(326)
Income tax recognised in profit or loss	2,711	3,321

The applicable income tax rate is 10% in 2018 and 2017.

The movement in the current income tax receivables is as follows:

	2018	2017
Receivable / (liability) as at 1 January	1,616	104
Current tax recognised in profit or loss	(2,875)	(3,647)
Current tax recognised in other comprehensive income	123	(26)
Tax refunded during the year	(1,377)	(34)
Amounts paid during the year	4,545	5,219
Receivable at 31 December	2,032	1,616

The reconciliation between the income tax expense and the accounting profit multiplied by the tax rate applicable for the years ending 31 December 2018 and 2017 is presented below:

	2018	2017
Profit before tax	28,218	33,838
Nominal tax rate	10%	10%
Tax on the basis of the nominal tax rate	2,822	3,384
Tax effect of non-deductible income, net	(111)	(63)
Tax expenses	2,711	3,321
Effective tax rate	9.61%	9.81%

Notes to the separate financial statements (continued)**11 Tax expenses (continued)**

The change in deferred tax is related to the following temporary differences:

	2018	2017
Increase in unused leaves provision	(7)	(63)
(Increase) / decrease in retirement benefit obligations	(20)	-
Increase in bonus provision	(14)	(263)
	<u>(41)</u>	<u>(326)</u>

Deferred tax income recognised in profit or loss

The change in taxes, recognised in other comprehensive income, is related to the following temporary differences:

Revaluation of available-for-sale financial assets	<u>(123)</u>	<u>26</u>
----------------------------------------------------	--------------	-----------

Tax income recognised in other comprehensive income	<u>(123)</u>	<u>26</u>
------------------------------------------------------------	---------------------	------------------

	2018	2017
<i>Deferred tax assets</i>		
Unused leaves provision	70	63
Retirement benefits	20	-
Bonus accrual	<u>277</u>	<u>263</u>

Total deferred tax assets	<u>367</u>	<u>326</u>
----------------------------------	-------------------	-------------------

Total deferred tax assets, net	<u>367</u>	<u>326</u>
---------------------------------------	-------------------	-------------------

Notes to the separate financial statements (continued)

12 Cash on hand and balances with central banks

	2018	2017
Cash on hand	9,958	9,236
Cash at central banks other than the minimum statutory reserve	58,960	112,406
Cash and cash equivalents for the purposes of the cash flow (Note 31)	68,918	121,642
Minimum statutory reserve	51,642	45,042
Total cash on hand and cash at central banks	120,560	166,684

As at 31 December 2018, the statutory minimum reserves held with the Bulgarian National Bank (BNB) amounted to 10 % (2017: 10 %) of the deposits attracted, except: 5% of funds attracted from abroad and 0 % of funds attracted from other local banks, through branches of a local bank abroad; through debt/equity (hybrid) instruments, as subordinated term debt. As at 31 December 2018, the statutory minimum reserves held at the National Bank of Romania (NBR) amounted to 8% of the funds attracted in new Romanian Lei and 8% of the funds attracted in currencies other than new Romanian lei, except of funds attracted from other local banks and funds attracted with residual maturity of less than two years without early termination clauses. The statutory minimum reserves are not available for use in the Bank's day-to-day operations. BNB can charge interest on the statutory minimum reserves and excess reserves, and the interest charged may be a negative figure, while those in NBR are positive and interest-bearing.

13 Placements with other banks

	2018	2017
Deposits with foreign banks with original maturity of up to three months	1,956	8,312
Deposits with local banks with original maturity of up to three months	10,256	5,000
Current accounts with foreign banks	3,239	3,103
Current accounts with local banks	47	1,948
Total credit loss allowance	(5)	-
Included in cash and cash equivalents for the purpose of the cash flows (Note 31)	7,554	10,051
Total placements with other banks	15,493	18,363

Notes to the separate financial statements (continued)

The deposits included in the line item *Deposits with foreign banks with original maturity of up to three months* are collateral deposits on derivatives, as disclosed in Note 29.

14 Financial assets at fair value through other comprehensive income

	2018	2017
Government debt securities traded in an official market		
Government securities Romania	39,016	-
Government securities Republic of Serbia	3,500	-
Government securities Croatia	1,827	-
Total government securities traded in an official market	44,343	-
Other debt securities traded in an official market		
Financial institutions	10,716	-
Total other debt securities traded in an official market	10,716	-
Equity securities not traded in an official market	92	-
Equity securities traded in an official market	11,226	-
Total equity securities	11,318	-
Total financial assets at fair value through other comprehensive income	66,377	-
Available-for-sale financial assets	2018	2017
Securities available for sale:	-	89
- unlisted equity securities	-	26,430
- debt securities traded in an official market	-	-
Total available-for-sale financial assets	-	26,519

On 7 November 2018, the Bank acquired 9.06 % of MONOBANK, Norway, or 24,826,567 shares with market price of 2.30 NOK/share recognised as equity securities traded in an official market.

Debt securities as of 31 December 2018 consist of corporate and government securities. Government debt securities consist of four types: bonds of Republic of Romania, Republic of Serbia and Republic of Croatia. Romanian bonds are issued in EUR: they mature on 21 January 2019 with coupon of 3.40%, on 26 February 2021 with coupon of 1.25%, on 28 October 2024 with coupon of 2.88 %, and on 29 October 2025 with coupon of 2.75 %, respectively. Interest accumulated as at 31 December 2018 amounts to BGN 517 thousand. Bonds to Republic of Serbia and Republic of Croatia are issued in US Dollars and mature on 25 February 2020 with annual coupon of 4.88% and on 14 July 2020 with annual coupon of 6.63%, respectively. Interest accumulated as at 31 December 2018 amounts to BGN 58 thousand and BGN 52 thousand, respectively. Other securities consist of two types of bonds; the first type is part of an USD issue maturing on 01 May 2022 with annual coupon of 10.75 %; the second type consists of EUR bonds maturing on 23 May 2021 with annual coupon of 11.25 %. Interest accumulated as at 31 December 2018 amounts to BGN 156 thousand. Debt securities are measured at fair value based on quoted market prices at the date of the financial statements.

Notes to the separate financial statements (continued)**14 Financial assets at fair value through other comprehensive income (continued)**

On 18 September 2017, the Chief Executive Director of TBI Financial Services B.V., the sole owner of 100% of the capital of the Bank, was appointed as a member of the Executive Committee of 4Finance S.A. Subsequently, the Bank was included in the list of persons closely associated with 4Finance S.A. (Regulation (EU) 596/2014). For the purpose of avoiding any potential risk of inside information trading, a decision was taken to cease any trade in instruments issued by 4Finance S.A. As a result, the Bank decided that circumstances described in paragraph 50B of IAS 39 existed and in November 2017, it reclassified the corporate bonds of 4Finance denominated in USD and maturing in 2022, from held-for-trading financial assets into available-for-sale financial assets. As at 31 December 2017, income from revaluation amounted to BGN 188 thousand; the revaluation in comprehensive income amounted to BGN 31 thousand. At the date of this reclassification, the effective interest rate was 10.55 %. The Bank expects to collect cash flows from this instrument amounting to BGN 3,328 thousand.

15 Loans to customers

	2018	2017
Loans extended by the Bank to:		
Corporate customers	119,647	114,328
Individuals	437,078	347,804
Staff	1,749	1,569
Total loans to customers	558,474	463,701
Impairment allowance (Note 17)	(64,815)	(31,882)
Total net loans to customers	493,659	431,819

Loans to customers include interest accrued of BGN 13,588 thousand (2017: BGN 8,087 thousand). Loans to customers bearing floating interest rates amount to BGN 99,392 thousand (2017: BGN 96,615 thousand), and loans to customers bearing fixed interest rate amount to BGN 459,082 thousand (2017: BGN 367,086 thousand).

Loans extended by the Bank to corporate customers include also receivables under finance lease contracts with book value of BGN 32 thousand as at 31 December 2018 (2017: BGN 69 thousand).

Finance lease		
Within 1 year	13	22
From 1 to 5 years	20	58
Gross investment in lease contracts	33	80
Unrealised finance income	(1)	(11)
Gross amount before provisions	32	69
Less: allowance for impairment losses	(32)	(69)
Net amount of lease payments	-	-

Notes to the separate financial statements (continued)

16 Impairment loss allowance

Impairment loss allowance on loans extended	Balance at 01.01.2018	Changes in accrued credit impairment	Credits written off against provision	Foreign currency difference s	Balance at 31.12.2018
Stage 1	(9,955)	(4,332)	-	111	(14,175)
Corporate customers	(497)	(408)	-	111	(794)
Individuals	(9,457)	(3,924)	-	-	(13,381)
including: collectively assessed	(9,841)	(4,415)	-	141	(14,115)
including: individually assessed	(114)	83	-	(30)	(61)
Stage 2	(5,218)	(2,883)	-	228	(7,872)
Corporate customers	(172)	(481)	-	228	(425)
Individuals	(5,046)	(2,402)	-	-	(7,447)
including: collectively assessed	(5,158)	(2,759)	-	108	(7,808)
including: individually assessed	(60)	(124)	-	119	(64)
Stage 3	(19,342)	(37,615)	14,279	(89)	(42,766)
Corporate customers	(4,689)	(240)	543	(89)	(4,474)
Individuals	(14,654)	(37,375)	13,736	-	(38,292)
including: collectively assessed	(15,045)	(38,011)	13,736	69	(39,251)
including: individually assessed	(4,298)	397	543	(158)	(3,516)
Total impairment loss allowances on loans extended	(34,515)	(44,829)	14,279	250	(64,814)

Impairment loss of financial assets	Stage 1	Stage 2	Stage 3	Total
Financial assets at fair value through other comprehensive income	(52)	-	-	(52)
Placements with other banks	(5)	-	-	(5)
Loans to customers	(4,332)	(2,883)	(32,308)	(39,522)
including: income from sale of credits	-	-	5,307	5,307
Total impairment loss of financial assets	(4,389)	(2,883)	(32,308)	(39,579)

Notes to the separate financial statements (continued)**16 Impairment loss allowance (continued)**

The movement in impairment loss allowances is as follows:

Specific allowance for individually assessed financial assets	2017
At 1 January	3,388
Impairment loss allowance charged	408
Reversed allowance	(934)
<i>Total impaired, reported in the statement of comprehensive income</i>	<i>(526)</i>
Loans written off against the allowance	-
Foreign currency differences	(19)
At 31 December	2,843

Specific allowance for collectively assessed financial assets	2017
At 1 January	19,512
Impairment loss allowance charged	16,043
Reversed allowance	(1,433)
<i>Total impaired, reported in the statement of comprehensive income</i>	<i>14,610</i>
Loans written off against the allowance	(5,088)
Foreign currency differences	5
At 31 December	29,039

17 Structure of the loan portfolio by economic sectors

The structure of the loan portfolio by economic sectors is as follows:

	2018	2018	2017	2017
Commerce	14,804	2.65%	14,388	3.10%
Agriculture	12,559	2.25%	17,005	3.67%
Construction and real estate	29,008	5.19%	46,293	9.98%
Services	41,299	7.39%	14,306	3.09%
Manufacturing	5,996	1.07%	7,927	1.71%
Tourism	15,822	2.83%	14,231	3.07%
Other financial institutions	159	0.03%	178	0.04%
Individuals	437,078	78.26%	347,804	75.01%
Staff	1,749	0.31%	1,569	0.34%
Total loans to customers	558,474	100.00%	463,701	100.00%

The ten largest loans to customers as of 31 December 2018 represent 6.75% of the Bank's portfolio, net of provisions (2017: 8.62%).

Notes to the separate financial statements (continued)

18 Assets acquired from foreclosure on collateral

	2018	2017
Assets repossessed, Incl.		
Book value	8,663	14,003
Accumulated impairment	(131)	(66)
Total assets acquired from foreclosure on collateral	8,532	13,937

In 2018, the Bank reclassified the assets acquired against debt from the category of Assets held for sale to the category of Assets acquired from foreclosure on collateral.

At 31 December 2018, assets repossessed by the Bank under terminated or past due loan contracts amounted to BGN 8,532 thousand net of impairment (2017 : BGN 13,937 thousand). The Bank accrued impairment of BGN 131 thousand at 31 December 2018 (2017 : BGN 66 thousand).

In 2018, through sales, the Bank sold assets recognised in these category of the amount of BGN 5,272 thousand (2017 : BGN 366 thousand).

In 2018 and 2017, the Bank did not acquire assets from foreclosure on collateral.

The Bank intends to sell the Assets acquired from foreclosure on collateral within the next reporting periods depending on market conditions and if the best price can be achieved.

The movement in the impairment of assets acquired from foreclosure on collateral is as follows:

	Total
At 1 January 2017	221
Impairment charged	66
Impairment written off	(221)
At 31 December 2017	66
Impairment charged	65
Impairment written off	-
At 31 December 2018	131

Notes to the separate financial statements (continued)**19 Assets held for sale**

Information about the fair value of assets held for sale, depending on the property's function, is disclosed in the following table:

	2017
Type of repossessed assets	
Commercial (buildings and land)	9,378
Land	5,889
Plant and equipment	
	15,267
Total repossessed assets	

Quantitative information about fair value measurement of assets acquired from foreclosure on collateral at 31 December 2017 by using significant non-observable inputs (Level 3):

Type of assets for sale	Valuation technique	Significant unobservable inputs	Range (weighted average) for 2017	Significant unobservable inputs
Land	MVM	Price per sq. m.	€9.25 - €850.52 (€171.65)	Significant increase in the price per sq. m. will result in a higher fair value.
	RAM	Price per sq. m.		Significant increase in the price per sq. m. will result in a higher fair value.
Commercial (buildings and land)	RVM	Price per sq. m.	€352.24 - €806.65 (€540.67)	Significant increase in the price per sq. m. will result in a higher fair value.
	MCFCF	Price per sq. m.		Significant increase in the price per sq. m. will result in a higher fair value.

Residual amount method (RAM) is used for determining the market value of regulated land property when there is data about building-up indicators in accordance with an effective spatial plan. The residual amount is derived from the market value of a completed building (subject to future construction), less any types of expenses relating to the entrepreneurial initiative and entrepreneur's profit, and the risk inherent to this type of business. In this case, the market value is the updated amount of the net result at the end of the entrepreneurial cycle.

Notes to the separate financial statements (continued)**19 Assets held for sale (continued)**

Real value method (RVM) is a key method for determining the fair value of buildings „that are under construction, or that are not yet commissioned and/or that need construction and repair works in order to be used pursuant to their purpose“. This method is based on the calculation of the building's recoverable amount at the time of valuation. For the purpose, a unit price per square meter of the total built-out area or a price per cubic meter of the built-out area of newly constructed facilities with identical functional purpose, construction, specifics of any additional, completion, installation and other works are used. The unit price includes costs of designing and any expenditure on the construction of the facility. As unit prices are used standard construction prices, average for the country. The market value of the property is its amortised recoverable amount, which reflects the wear and tear due to ageing, any construction defects and damages (costs of completion, if it is a new construction), functional and economic obsolescence. The market value of the right of construction / the adjacent plot is added to the so-calculated amount of the building. The construction defects and damages and economic obsolescence are determined in percentages of the recoverable amount of the facility, based on expert observations and available information.

When **the market value method (MVM)** is used, an indicative amount is determined by comparing the asset, the object of evaluation, with identical or similar assets, for which pricing information is available. If at the date of valuation there are no transactions involving identical properties, the method is based on accepted assumptions. The information used is extracted from announcements and information about similar facilities published by real estate agencies and offers published in specialised websites. Additional adjustments are made to reflect the functionality, size, location, etc. Market comparatives current for the period of valuation are used. In addition, adjustments are made for offer prices due to the „limited demand and difficult accomplishment of such deals“. In assessing the final fair value of the property, the average unit price of the adjusted comparatives is used, which is multiplied by the total area of the assessed property.

When **the method of capitalisation of future cash flows (MCFCF)** is used, the fair value results from the nature and ability of the property to ensure for the owners, now and in the future, revenue from its use, through its letting out, at market prices current at the date of valuation. The monthly rent is estimated after conducting a research of the rental market for similar facilities in the same location. The necessary operating expenses, property management expenses, taxes and charges are determined by experts as a percentage of gross revenue and represent the normal expenses for maintenance of buildings of identical age and size.

Notes to the separate financial statements (continued)

20 Intangible assets

	Software	Other	Total
Balance at 1 January 2017			
Book value	3,708	117	3,825
Accumulated amortisation	(2,419)	-	(2,419)
Carrying amount	1,289	117	1,406
Year ending 31 December 2017			
Carrying amount at the beginning of the year	1,290	117	1,407
Additions	1,581	718	2,299
Disposals	-	-	-
Transfers	472	(472)	-
Foreign currency differences	(6)	-	(6)
Amortisation	(638)	-	(638)
As of 31 December 2017			
Book value	5,743	363	6,106
Accumulated amortisation	(3,044)	-	(3,044)
Carrying amount at the year-end	2,699	363	3,062
Year ending 31 December 2018			
Carrying amount at the beginning of the year	2,699	363	3,062
Additions	575	2,999	3,574
Disposals	-	-	-
Transfers	(121)	121	-
Foreign currency differences	-	-	-
Amortisation	(842)	-	(842)
Carrying amount at the year-end	2,311	3,483	5,794
At 31 December 2018			
Book value	6,197	3,483	9,680
Accumulated amortisation	(3,886)	-	(3,886)
Carrying amount at the year-end	2,311	3,483	5,794

Intangible assets were not written off in 2018 (2017: Nil).

At the end of 2018, the book value of intangible assets, fully amortised, but still in use, amounted to BGN 2,331 thousand (2017: BGN 1,094 thousand).

Notes to the separate financial statements (continued)

21 Property and equipment	Buildings	Equipment	Leasehold improvements	Total
As of 1 January 2017				
Book value	10,742	3,984	553	15,279
Accumulated depreciation	(1,113)	(2,477)	(350)	(3,940)
Carrying amount	9,629	1,507	203	11,339
Year ended 31 December 2017				
Carrying amount at the beginning of the period	9,629	1,507	203	11,339
Additions	61	730	29	820
Disposals	-	-	-	-
Impairment	-	-	-	-
Foreign currency differences	(145)	(2)	-	(147)
Depreciation	(329)	(598)	(84)	(1,011)
Carrying amount at the year-end	9,216	1,637	148	11,001
At 31 December 2017				
Book value	10,660	4,714	579	15,953
Accumulated depreciation	(1,444)	(3,077)	(432)	(4,953)
Carrying amount	9,216	1,637	148	11,001
Year ended 31 December 2018				
Carrying amount at the beginning of the period	9,216	1,637	148	11,001
Additions	13	788	281	1,082
Disposals	-	-	-	-
Foreign currency differences	(6)	-	-	(6)
Depreciation	(328)	(639)	(87)	(1,054)
Carrying amount at the year-end	8,895	1,786	342	11,023
At 31 December 2018				
Book value	10,616	5,493	861	16,970
Accumulated depreciation	(1,721)	(3,707)	(519)	(5,947)
Carrying amount	9,075	1,786	342	11,023

In 2018, no equipment was written off (2017: Nil). In 2018, no leasehold improvements were written off (2017: Nil).

At the end of 2018, the book value of property and equipment, fully depreciated, but still in use, amounted to BGN 2,150 thousand (2017: BGN 1,738 thousand).

Notes to the separate financial statements (continued)**22 Investments in subsidiaries**

	2018	2017
Investments in subsidiaries:		
Book value	11,148	11,148
Total investments in subsidiaries	11,148	11,148

In 2015 the Bank's Management Board made a decision to acquire all shares in the capital of TBI CREDIT IFN S.A., namely 72,999,999 registered voting shares with a par value of RON 0,10 each, and total nominal amount of RON 7,300 thousand (BGN 3,152 thousand at the fixed exchange rate as of 31 December 2016), which represents 99.99999863 % of the capital of TBI CREDIT IFN S.A. at a price equal to the market value of the company, namely EUR 4,200 thousand (BGN 8,214 thousand). The market value is determined by an external independent valuer using the average weighted amount derived using two approaches – the discounted cash flows method and the business analysis method (with two approaches: market benchmarks and book value).

In 2016 the Bank's Management Board made a decision to acquire all shares in the capital of TBI LEASING IFN S.A., namely 364,620 registered voting shares, with a par value of RON 2,75 each, total nominal amount of RON 1,003 thousand (BGN 3,152 thousand at the fixed exchange rate as of 31 December 2016), which represents 99.9989 % of the capital of TBI LEASING IFN S.A. at a price equal to the market value of the company, namely EUR 1,500 thousand (BGN 2,934 thousand). The market value is determined by an external independent valuer using the average weighted amount derived using two approaches – the discounted cash flows method and the business analysis method (with two approaches: market benchmarks and book value).

23 Other assets

	2018	2017
Monthly payments under assignment agreements	4,018	1,485
Receivables from suppliers	1,855	785
Prepayments	1,184	579
Collateral MasterCard	675	644
Other receivables	2,049	328
Total other assets	9,781	3,821

As at 31 December 2018 and 31 December 2017, other receivables are neither past due, nor impaired and were classified in Stage 1. The other financial assets include monthly receivables on assignment agreements.

Notes to the separate financial statements (continued)**24 Deposits from banks**

	2018	2017
Deposits from banks	5,033	-
Total deposits from banks	5,033	-

Deposits from banks at 31 December 2018 comprise of a short-term deposit bearing an interest rate of 2.85%.

25 Deposits from customers

	2018	2017
Corporate customers		
- current/settlement accounts	37,273	42,777
- term deposits	57,274	67,094
Individuals		
- current/settlement accounts	41,734	35,601
- term deposits	396,548	361,352
Total deposits from customers	532,829	506,824

Deposits from customers at the end of 2018 include interest payable of BGN 2,313 thousand (2017: BGN 2,450 thousand), with an average interest rate of 1.8% (2017 : 1.6%).

26 Other borrowings

	2018	2017
State Fund "Agriculture"	112	502
Total other borrowings	112	502

As of the end of 2018, interest accrued for BGN 0,07 thousand (2017: 0.3 thousand) is included in the long-term borrowed funds.

The borrowings from State Fund "Agriculture" bear a fixed interest rate of 2 %.

Notes to the separate financial statements (continued)**27 Other liabilities**

	2018	2017
Payables to traders and suppliers	8,613	5,710
Prepaid repayment instalments on loans to individuals	7,196	5,148
Payables to employees	3,111	3,806
Unused leave provisions	874	728
Transfers for execution	639	1
Other liabilities	232	871
Provisions for defined employee benefits	196	-
Taxes payable, other than income tax	303	417
Total other liabilities	21,164	16,681

Prepaid repayment instalments on loans to individuals represent instalments that have not matured yet. Upon request by a customer, the Bank is obliged to repay the amounts to the respective borrower. There is no litigation provisions accrued as of 31 December 2018 (2017: Nil).

28 Contingent liabilities and irrevocable commitments

The Bank's contingent liabilities are related to its commitments to extend loans, credit lines, letters of credits and guarantees intended to meet the requirements of the bank customers.

Contingencies on loans and credit lines extended by the Bank represent contractual commitments to unconditionally provide a specified amount to the customer under the provisions of the loan agreement, in the part related to the utilisation, as well as an obligation of the Bank to maintain continuously amounts available up to those agreed to in the credit line agreements. Upon expiry of the fixed deadline the obligation, regardless of whether utilised or not, expires as well as the contingency for the Bank.

Guarantees and letters of credit obliged the Bank, if necessary, to make a payment on behalf of the customer – if the customer fails to discharge its obligations within the term of the agreement. At that time the Bank recognises the provision in its financial statements for the period of the occurred change.

The contingent liabilities and irrevocable commitments (except for operating lease commitments) of the Bank at 31 December 2018 and 31 December 2017 are as follows:

	2018	2017
Guarantees		
Corporate customers	938	1,285
Undrawn credit commitments		
Corporate customers	6,428	6,114
Individuals	6,523	7,444
Total contingent liabilities and irrevocable commitments	13,889	14,843

In 2018 and 2017, the Bank had no irrevocable operating lease commitments.

Notes to the separate financial statements (continued)

29 Pledged assets

	2018	2017
Placements with foreign banks	1,956	8,312
Placements with local banks	5,983	-
Other assets	675	644
Total pledged assets	8,614	8,956

As of 31 December 2018, the Bank pledged as collateral deposits placed with foreign banks of BGN 7,939 thousand (2017: BGN 8,312 thousand) against derivative contracts concluded (FX swaps), representing economic hedging transactions of the currency risk found. The Bank has no right to dispose of the deposits provided as collateral prior to the expiry of the economic hedge contract term. The outcome of FX risk hedging at 31 December 2018 and 31 December 2017 is summarized in Note 2. Other assets consist of a guarantee deposit to the benefit of Mastercard of BGN 675 thousand (2017: BGN 644 thousand).

30 Equity

The total registered ordinary dematerialised shares at 31 December 2018 are 81,600,000 (2017: 81,600,000), with par value of BGN 1 each. All shares are fully paid-in and vest equal voting rights.

The Bank's management has not changed its capital management methodology as compared to 2017.

Share capital

The table below presents the majority shareholders of the Bank at the end of 2018 and 2017:

	31 December 2018		31 December 2017	
	BGN	(%)	BGN	(%)
TBIF Financial Services B.V.	81,600,000	100.00%	81,600,000	100.00%
Total	81,600,000	100.00%	81,600,000	100.00%

There were no changes in 2018 in the number of the required capital and the number of shares.

Reserve from translation of financial statements of foreign operations

The reserve from translation of financial statements of foreign operations as at 31 December 2018 amounts to BGN - 98 thousand (2017: BGN 87 thousand) and includes the translation of the operations of the branch of the Bank in Romania from its functional currency – the new Romanian leu (RON) into the presentation currency of the Bank – Bulgarian lev.

Revaluation reserve

Revaluation reserve on financial assets at fair value through other comprehensive income includes unrealised gains and losses on fair value movements of the instruments. The annual movements are included in the statement of comprehensive income. As at 31 December 2018, the accumulated revaluation reserve amounted to BGN - 715 thousand (2017: BGN 232 thousand).

Notes to the separate financial statements (continued)

30 Equity (continued)

Statutory reserves

In accordance with the requirements of the Commercial Act the Bank is required to set Reserves Fund equalling at least 1/10 of the profit, which is set aside until the fund reaches 1/10 or more of the capital set out in the Statutes.

If the amounts in the Reserves Fund fall below the minimum the Group is obliged to fill the gap, so as to recover the minimum level over a period of two years. Under the provisions of the banking legislation, banks are not allowed to pay dividends before they make the required contributions. As at 31 December 2018, the Reserves Fund amounted to BGN 8,350 thousand (2017: BGN 8,350 thousand).

31 Cash and cash equivalents

	2018	2017
Cash at central banks other than the minimum statutory reserve (Note 12)	68,918	121,642
Placements with other banks (Note 13)	7,554	10,051
Total cash and cash equivalents	76,472	131,693

Deposits with foreign banks provided by the Bank as collateral are not included cash and cash equivalents, as disclosed in Note 29.

The following table summarises the changes in the liabilities from financing activity, including cash flows-related changes and non-cash changes, and contains a reconciliation of opening and closing balances of the liabilities originating from financing activity in the statement of financial position for the year ended 31 December 2018.

	1 January 2018	Cash in-flows	Cash out-flows	Effect of changes in change rates	Accrued under the effective interest rate method	New lease contracts	Others	31 December 2018
Current interest-bearing loans and borrowings	502	-	390	-	-	-	-	112
Total liabilities from financing activity	502	-	390	-	-	-	-	112

	1 January 2017	Cash in-flows	Cash out-flows	Effect of changes in change rates	Accrued under the effective interest rate method	New lease contracts	Others	31 December 2017
Current interest-bearing loans and borrowings	924	-	(422)	-	-	-	-	502
Total liabilities from financing activity	924	-	(422)	-	-	-	-	502

Notes to the separate financial statements (continued)**32 Related party transactions**

In the ordinary course of business the Bank carries out bank transactions with related parties based on the principle of equality and party's independence, and are carried out at contract prices. These include mostly loans and deposits, as also purchase of receivables with the aim to invest the Bank's free cash. As at 31 December 2018, the Bank did not set aside provisions for overdue receivables relating to funds provided to related parties (2017: Nil). Such evaluation is carried out annually, by conducting an analysis of the financial position and the market in which these related parties operate. In 2018, the Bank acquired portfolios from its subsidiary TBI CREDIT IFN S.A. amounting to BGN 548 thousand. TBI CREDIT IFN S.A. and 4Finance A.B. collect the instalments due in favour of the Bank on fixed interest rate portfolios. The portfolios acquired by the Bank are classified as consumer loans and as at 31 December 2018, they amounted to BGN 149,657 thousand (2017: BGN 115,897 thousand).

Parent company

As at 31 December 2018, the Bank is controlled by TBIF Financial Services B.V. (registered in the Netherlands), which holds 100% of the ordinary dematerialised shares of the Bank.

Ultimate parent

The ultimate parent is Tirona Limited, Cyprus.

Subsidiaries

As at 31 December 2018, the Bank holds 100% of the capital of TBI RENT EAD, 99.99999863 % of the capital of TBI CREDIT IFN S.A. and 99.9989% of the capital of TBI LEASING IFN S.A. These companies are to be treated as subsidiaries of the Bank.

Other related parties

4Finance A.B. is other related party to the Bank, as it is under common control of the ultimate parent.

The balances and transactions with the other related parties from the TBIF Group, as well as the related income and expenses, are as follows:

31 December 2018	Parent company	Subsidiaries	Other related parties	Total
Debt securities	10,716	-	-	10,716
Loans granted	-	48	49	97
Other assets	-	5,044	-	5,044
Borrowings	60	2,896	1,798	4,754
Other liabilities	-	1,870	-	1,870
Purchase of receivables	-	129,269	548	129,817
Interest income	1,048	6	-	1,054
Fee and commission income	1	53	610	664
Other operating income	-	152	-	152
Other operating expenses	-	17,146	-	17,146

Notes to the separate financial statements (continued)

32 Related party transactions (continued)

31 December 2017

	Parent company	Subsidiaries	Other related parties	Total
Debt securities	9,837	-	-	9,837
Loans granted	-	69	-	69
Other assets	-	1,254	-	1,254
Borrowings	280	3,913	-	4,193
Other liabilities	-	179	-	179
Purchase of receivables	-	123,910	2,122	126,032
Interest income	963	-	-	963
Fee and commission income	2	83	-	85
Other operating income	-	828	-	828
Other operating expenses	-	2,949	-	2,949

The total remuneration paid to the key management staff in 2018 amounts to BGN 1,073 thousand (2017: BGN 766 thousand). Key management staff consists of the members of the Management and Supervisory Boards. The accrued but not paid remuneration to the directors and the key management staff as at 31 December 2018 amounts to BGN 1,369 thousand (2017: BGN 1,467 thousand) and are short-term in its nature. Other benefits were not paid to management, including pension plans, share based payments, etc.

The information disclosed in the table below is at 31 December 2018 and does not include consolidation eliminations:

Name :	Description of the activity:	Registered address	Turnover amount*	Number of employees	Pre-tax profit	Tax accrued	Profitability on assets
Bulgaria: TBI Bank EAD Bulgaria	Corporate and consumer (retail) lending, public attraction of deposits and other refundable funds, activities of an investment intermediary, payment services, trading in foreign currency and precious metals on own account or on customer's account, guarantee transactions, and any other activities determined by an ordinance of Bulgarian National Bank	Sofia	139,333	859	32,178	2,711	5%
Romania: TBI Bank – Romania Branch	Corporate and consumer (retail) lending, public attraction of deposits and other refundable funds, payment services, trading in foreign currency and precious metals on own account or on customer's account, guarantee transactions, and any other similar activities, determined by an ordinance of Romanian National Bank	Bucharest	13,463	134	(4,032)	0	-2%
TBI Credit IFN S.A. Romania	Consumer lending	Bucharest	44,800	616	(3,552)	1,583	-14%
TBI Leasing IFN S.A. Romania	Provision of assets under finance leases	Bucharest	2,240	72	791	125	9%

Notes to the separate financial statements (continued)**33 Disclosure under article 70 of Credit Institutions Act**

The information disclosed in the table below is at 31 December 2017 and does not include consolidation eliminations:

Name :	Description of the activity:	Registered address	Turnover amount*	Number of employees	Pre-tax profit	Tax accrued	Profitability on assets
Bulgaria:							
TBI Bank EAD Bulgaria	Corporate and consumer (retail) lending, public attraction of deposits and other refundable funds, activities of an investment intermediary, payment services, trading in foreign currency and precious metals on own account or on customer's account, guarantee transactions, and any other activities determined by an ordinance of Bulgarian National Bank	Sofia	97,494	733	35,158	3,321	5%
Romania:							
TBI Bank – Romania Branch	Corporate and consumer (retail) lending, public attraction of deposits and other refundable funds, payment services, trading in foreign currency and precious metals on own account or on customer's account, guarantee transactions, and any other similar activities, determined by an ordinance of Romanian National Bank	Bucharest	12,518	105	(1,287)	0	0%
TBI Credit IFN S.A. Romania	Consumer lending	Bucharest	48,173	736	7,262	1,370	14%
TBI Leasing IFN S.A. Romania	Provision of assets under finance leases	Bucharest	2,759	19	1,597	201	27%

34 Events after the date of the statement of financial position

On 28 March 2019, TBI Bank EAD concluded a contract with the parent company for the acquisition of 100 % of the registered capital of 4Finance EOOD consisting of 8,100,000 (eight million and one hundred thousand) company shares. The price of the acquisition amounts to EUR 2,686 thousand (BGN 5,253 thousand) and will be paid within 5 business days after obtaining the approval of BGN.

On 28 March 2019, the Bank paid the amount of EUR 8,000 thousand as dividends to TBIA Financial Services B.V.

Besides the above events, no other material events have occurred after the balance sheet date, which may require adjustments or disclosures in the financial statements as at 31 December 2018.